

PATLITE®

GENERAL CATALOG



#1 Ranked Globally
in Signaling Devices


※ 2017, Global Info Research

www.patlite.com





Product Index

	Model	Brief Description	Page		Model	Brief Description	Page
B	BD-A	Audible Alarm	69	L	LR7	Signal Tower	27
	BDV	MP3 Voice Annunciator for Panel Mounting	70		LS7	Signal Tower	43
	BK	Audible Alarm	71	M	ME-A	Comptact Signal Tower	40
	BKV	MP3 Voice Annunciator for Panel Mounting	72		MES-A	Comptact Signal Tower	40
	BM	Audible Alarm	67		MP	Small Signal Tower	41
	BSV	Slim MP3 Voice Annunciator	68		MPS	Small Signal Tower	41
	BSV-L	Slim MP3 Voice Annunciator	68	N	NBM	Interface Converter	23
C	CLA-A	LED Work Light	86		NE-A	Signal Beacons	57
	CLE	LED Work Light	92		NE-IL	IO-Link Signal Beacon	15
	CLK(-A)	LED Work Light	88		NH-FB	Network Monitor Signal Tower	17
	CLN-A	LED Work Light	91	NH-FV	Network Monitor MP3 Voice Annunciator Signal Tower	16	
	CWA	LED Work Light	87	P	PFH	Battery-powered Flashing Beacons	62
	CWF	LED Work Light	85		PHC	Interface Converter	24
	CWK	LED Work Light	90		PHE	Interface Converter with Signal Tower	22
E	EDLR	Signal Tower	49	R	REL	Flashing Beacons	60
	EHS	Audible Alarm Horn	73		RFT	Audible Alarm with Rotating Light	82
	EHV	MP3 Voice Annunciator Horn	74		RFV	MP3 Voice Annunciator with Rotating Light	83
F	FV-127JP	MP3 File Playback Circuit Board	75		RLR	Vibration Resistant Rotating Beacons	58
H	HSST	Signal Tower with Switch Box	39		RT-A	Horn Speaker Audible Alarm with Rotating Light	79
K	KES	Rotating LED Tower Light	63		RT-VF	Horn Speaker Voice Annunciator with Rotating Light	80
	KESB	Rotating LED Tower Light	63	S	SF08 / SF10	Multi-Function Beacons	55
	KJ / KJB	Rotating Tower Light	65		SKH / SKP / SKS	Rotating Beacons	53
	KJS / KJSB	Rotating Tower Light	64		SKH-EA	Small Rotating Beacons	62
	KJT	Rotating Tower Light	81		SL08 / SL10 / SL15	Flashing Beacons	51
	KUS	Modular Signal Tower	50		SPB	Speaker	97
L	LA6	Multi-color LED Signal Tower	25		SPL	Speaker	97
	LA6-POE	Multi-color LED Signal Tower	20		SPW	Speaker	97
	LFH	Flashing Beacons	59	SZ	Optional Parts	93	
	LGE	Large Signal Tower	45	W	WD PRO	Wireless Data Acquisition System	11
	LKEH-FE	Signal Tower with Horn	77		WDR-Z2-PRO	Wireless Data Acquisition System	12
	LKEH-FV	MP3 Voice Annunciator Signal Tower with Horn	77		WDT	Wireless Data Acquisition System	13
	LPT	Warning Light	61		WE	Wall Mount Tower	46
	LR4	Signal Tower	27		WEP	Wall Mount Tower	46
	LR5	Signal Tower	27		WME-D	Wall Mount Signal Tower	47
	LR6	Signal Tower	27				
	LR6-IL	IO-Link Signal Tower	14				
	LR6-USB	USB-Controlled Signal Tower	19				

LAN / USB / PoE / Wireless

	 New	 New		 New
Page Number	P. 11	P. 12	P. 13	P. 14
Brief Description	Wireless Data Acquisition System			IO-Link Signal Tower
Model	WD PRO	WDR-Z2-PRO	WDT-Z2 (LR/6M/5E)	LR6-IL
Size (mm)	Φ60	120(W)×158(H)×40(D)	Φ50 / Φ60	Φ60
Conformity Standards	CE / RoHS / UL / FCC / KC	CE / RoHS / UL / FCC	CE / RoHS / UL / FCC / KC	CE / RoHS / UL / FCC / KC
IP/NEMA	IP65 / NEMA TYPE 4X, 13	IP20	Conforms to signal tower to be used	IP65 / NEMA TYPE 4X, 13
Mounting Location	Indoor	Indoor	Indoor	Indoor
Mounting Direction	Upright	Horizontal / Wall / Ceiling	Upright	Upright
Ambient Temperature	-10°C ~ +50°C	-10°C ~ +50°C	-10°C ~ +50°C	-20°C ~ +50°C
Communication Interface	RS232C	Ethernet (PoE) / USB	-	IO-Link
Protocols and Other Features	-	Modbus TCP / Socket	-	-
Luminous Color	-	-	-	Red, Amber, Green, Blue, White, and Multi-color (7 colors)
Light Pattern	-	-	-	Continuous on / Blinking
Modularity of LED Unit	-	-	-	✓
Flashes per Minute	-	-	-	60
Sound Pressure (dB)	-	-	-	84
Number of Alarm Sounds	-	-	-	4
Number of Inputs (bit/binary)	15	-	-	-
Remarks	-	Database compatible	-	WDT-Z2 mountable

LAN / USB / PoE / Wireless

	 New			
Page Number	P. 15	P. 16	P. 17	P. 19
Brief Description	IO-Link Signal Beacons	Network Monitor MP3 Voice Annunciator Signal Tower	Network Monitor Signal Tower	USB Signal Tower
Model	NE-IL	NH-FV	NH-FB	LR6-USB
Size (mm)	Φ56	Φ40 / Φ60	Φ40 / Φ60	Φ60
Conformity Standards	CE / RoHS / UL / FCC / KC	CE / RoHS / UL / FCC / KC	CE / RoHS / UL / FCC / KC	CE / RoHS / UL / FCC / KC
IP/NEMA	IP65 / NEMA TYPE 4X, 13	IP20	IP20	IP65
Mounting Location	Indoor	Indoor	Indoor	Indoor
Mounting Direction	Upright	Upright	Upright	Upright
Ambient Temperature	-25°C ~ +60°C	0°C ~ +40°C	0°C ~ +40°C	-20°C ~ +50°C
Communication Interface	IO-Link	Ethernet	Ethernet	USB 2.0
Supported Protocols	-	HTTP / RSH / PING / SNMP / SLMP / SOCKET	HTTP / RSH / PING / SNMP / SLMP / SOCKET	DLL, Linux
Luminous Color	Red, Amber, Green, Blue, Cyan, Purple, White	Red, Amber, Green, Blue, White	Red, Amber, Green, Blue, White	Red, Amber, Green
Light Pattern	Continuous on / Blinking / Pulse	Continuous on / Blinking / Flashing	Continuous on / Blinking / Flashing	Continuous on / 4 flash patterns
Modularity of LED Unit	-	✓	✓	✓
Flashes per Minute	Determined by programming	60	60	-
Sound Pressure (dB)	88	88 (Adjustable volume)	80/70	80/70
Number of Alarm Sounds	8	70	4	4
Number of Inputs (bit/binary)	-	4	-	-
Number of Outputs	Touch sensor	1	-	-
Remarks	-	Sends e-mail alerts / Cloud compatible	Sends e-mail alerts	-

LAN / USB / PoE / Wireless

				
Page Number	P.20	P.22	P.23	P.24
Brief Description	Multi-color LED Signal Tower	Interface Converter with Signal Tower	Interface Converter	Interface Converter
Model	LA6-POE	PHE-3FB3N	NBM-D88NN	PHC-D08N
Size (mm)	Φ60	Φ40	266(W)×42(H)×137.5(D)	117(W)×28(H)×100(D)
Conformity Standards	CE / RoHS / UL FCC / KC	CE / RoHS / UL / FCC / KC	CE / RoHS / FCC	CE / RoHS / UL / FCC
IP/NEMA	IP20 (stationary mounting) / IP54 (direct mounting)	IP20	IP20	IP20
Mounting Location	Indoor	Indoor	Indoor	Indoor
Mounting Direction	Upright	Upright	Upright	Upright
Ambient Temperature	-10°C ~ +50°C	0°C ~ +40°C	0°C ~ +40°C	0°C ~ +40°C
Communication Interface	Ethernet (PoE)	USB 2.0 / RS-232C	Ethernet	USB 2.0 / RS-232C
Protocols and Other Features	HTTP / Modbus TCP SOCKET	-	HTTP / RSH / PING SNMP / SOCKET	-
Luminous Color	Multi-color (21 colors)	Red, Amber, Green	-	-
Light Pattern	Continuous on / Blinking / Flashing	Continuous on / Blinking	-	-
Modularity of LED Unit	-	✓*	-	-
Flashes per Minute	30 / 60 / 120	37.5 / 75	-	-
Sound Pressure (dB)	85	80	-	-
Number of Alarm Sounds	11	4	-	-
Number of Inputs (bit/binary)	7 / 31	-	8	-
Number of Outputs	-	-	8	8
Remarks	-	-	Sends e-mail alerts	-

* Cannot add additional tiers.

Signal Tower

			
Page Number	p.25	p.27	p.39
Brief Description	Multi-color LED Signal Tower	Signal Tower	Signal Tower with Switch Box
Model	LA6	LR	HSST
Size (mm)	Φ60	Φ40 / Φ50 / Φ60 / Φ70	Φ50
Conformity Standards	CE / RoHS / UL FCC / KC / PSE	CE / RoHS / UL / FCC / KC	RoHS / FCC
IP/NEMA	IP65 / IP54	IP65 / NEMA TYPE 4X, 13	IP54 (Signal tower only)
Mounting Location	Indoor	Indoor	Indoor
Mounting Direction	Upright	Upright	Upright
Ambient Temperature	-25°C ~ +60°C	-20°C ~ +50°C	0°C ~ +40°C
Luminous Color	Multi-color (21 colors)	Red, Amber, Green, Blue, White, and Multi-color (7 colors)	Red, Amber, Green
Light Pattern	Continuous on / Blinking / Pulse	Continuous on / Blinking	Continuous on
Modularity of LED Unit	-	✓	✓
Flashes per Minute	60	60	-
Sound Pressure (dB)	85 (-5, -10 Sound reduction available)	85/85/88/90 (-10 Sound reduction available)	-
Number of Alarm Sounds	11	4	-
Remarks	-	Compatible with Φ50 / Φ60 WDT-Z2	Compatible with Φ50 WDT-Z2

Signal Tower

				
Page Number	P.40	P.41	P.43	P.45
Brief Description	Compact Signal Tower	Small Signal Tower	Signal Tower	Large Signal Tower
Model	ME-A / MES-A	MP / MPS	LS7	LGE
Size (mm)	Φ25	Φ30	Φ70	Φ100
Conformity Standards	CE / RoHS / UL	CE / RoHS / UL	CE / RoHS / UL	CE / RoHS
IP/NEMA	IP42	IP65	IP65 / IP54	IP54
Mounting Location	Indoor	Indoor	Indoor	Indoor
Mounting Direction	Upright	Upright	Upright	Upright
Ambient Temperature	-10°C ~ +55°C	-30°C ~ +60°C	-30°C ~ +60°C	-30°C ~ +60°C
Luminous Color	Red, Amber, Green, Blue, White	Red, Amber, Green, Blue, White	Red, Amber, Green, Blue, White	Red, Amber, Green, Blue
Light Pattern	Continuous on	Continuous on	Continuous on / Blinking	Continuous on / Blinking
Modularity of LED Unit	✓	✓	-	✓
Flashes per Minute	-	-	60	60
Sound Pressure (dB)	-	-	85	85
Number of Alarm Sounds	-	-	2	1
Remarks	-	-	-	-

Signal Tower

			 New	
Page Number	P.46	P.47	P.49	P.50
Brief Description	Wall Mount Signal Tower	Wall Mount Signal Tower	Signal Tower	Modular Signal Tower
Model	WEP/WE	WME-D	EDLR	KUS
Size (mm)	W90×D37.5	W70×D80	Φ228	□70
Conformity Standards	CE / RoHS / UL	CE / RoHS / UL / FCC / KC	RoHS	RoHS
IP/NEMA	IP65 / IP54	IP54	IP66	IP54
Mounting Location	Indoor	Indoor	Indoor / Outdoor	Indoor
Mounting Direction	Upright, Facing up or down, Sideways	Upright, Facing up or down, Sideways	Upright	Upright
Ambient Temperature	-30°C ~ +60°C	-10°C ~ +55°C	-20°C ~ +50°C	-30°C ~ +60°C
Luminous Color	Red, Amber, Green, Blue, White	Red, Amber, Green, Blue, White	Red, Amber, Green	Red, Amber, Green, Blue
Light Pattern	Continuous on / Blinking	Continuous on / Blinking	Continuous on / Blinking	Continuous on / Blinking
Modularity of LED Unit	-	✓	-	✓
Flashes per Minute	60	60	60	60
Sound Pressure (dB)	90	93	-	80
Number of Alarm Sounds	2	2	-	1
Remarks	-	-	-	-

Beacons

				
Page Number	P.51	P.53	P.55	P.57
Brief Description	Flashing Beacons	Rotating Beacons	Multi-Function Beacons	Signal Beacons
Model	SL	SK	SF	NE-A
Size (mm)	Φ80 / Φ100 / Φ150	Φ80 / Φ100 / Φ150	Φ80 / Φ100	Φ56
Light Source	LED	LED	LED	LED
Conformity Standards	CE / RoHS / UL / FCC / KC EAC / PSE	CE / RoHS / UL / FCC / KC EAC / PSE	CE / RoHS / UL / FCC / KC EAC / PSE	CE / RoHS / UL / FCC / KC
IP/NEMA	IP23 / IP66 NEMA TYPE 4X, 13	IP23	IP23 / IP66 NEMA TYPE 4X, 13	IP65 / IP67 NEMA TYPE 4X, 13
Mounting Location	Indoor / Outdoor	Indoor / Outdoor	Indoor / Outdoor	Indoor
Mounting Direction	Indoor: Upright, Horizontal, Inverted; Outdoor: Upright	Indoor: Upright, Horizontal, Inverted; Outdoor: Upright	Indoor: Upright, Horizontal, Inverted; Outdoor: Upright	All
Ambient Temperature	-20°C ~ +50°C	-10°C ~ +50°C	-20°C ~ +50°C	-25°C ~ +60°C
Luminous Color	Red, Amber, Green, Blue	Red, Amber, Green, Blue	Red, Amber, Green, Blue	Red, Amber, Green, Blue, White, and Multi-color (7 colors)
Light Pattern	Continuous on / Blinking / Flashing	Motorized rotation	22 light patterns	Continuous on / Blinking
Flashes per Minute	Blinking: 180, Triple flash: 120	120	180/120/60; Single: 60; Double: 90; Triple: 120; Pulse: 20	60 (multi-color type only)
Sound Pressure (dB)	88	88	88	88
Number of Alarm Sounds	1	1	1	2
Remarks	-	-	-	Touch sensor

Beacons

				
Page Number	P.58	P.59	P.60	P.61
Brief Description	Vibration Resistant Rotating Beacons	Flashing Beacons	Flashing Beacons	Warning Light
Model	RLR	LFH	REL	LPT
Size (mm)	Φ162	Φ100	Φ228	86(W)×28(H)×13.5(D) 114.4(W)×43.4(H)×13.5(D)
Light Source	LED	LED	LED	LED
Conformity Standards	CE / RoHS	CE / RoHS / UL / FCC	RoHS	CE / RoHS / FCC
IP/NEMA	IP66	IP66	IP65	IP68 / TYPE,4X,13
Mounting Location	Indoor / Outdoor	Indoor / Outdoor	Indoor / Outdoor	Indoor / Outdoor
Mounting Direction	Upright, Inverted	Upright, Horizontal, Inverted	Indoor: Upright, Horizontal, Inverted; Outdoor: Upright	All Directions
Ambient Temperature	-30°C ~ +70°C	-30°C ~ +70°C	-20°C ~ +55°C	-30°C ~ +75°C
Luminous Color	Red, Amber, Green, Blue	Red, Amber, Green, Blue, White	Red, Amber	Red, Amber, Green, Blue
Light Pattern	Motorized rotation	Flash	Triple flash	Flash
Flashes per Minute	105	110/140	110	400
Remarks	-	-	-	Vibration resistance 90 m/s

Beacons



Page Number	P.62	P.62
Brief Description	Battery-powered Flashing Beacons	Small Rotating Beacons
Model	PFH	SKH-EA
Size (mm)	Φ101	Φ100
Light Source	LED	Incandescent bulb
Conformity Standards	RoHS	CE / RoHS
IP/NEMA	IP55	IP23
Mounting Location	Indoor / Outdoor	Indoor / Outdoor
Mounting Direction	Upright, Horizontal	Indoor: Upright, Horizontal, Inverted; Outdoor: Upright
Ambient Temperature	-10°C ~ +50°C	-30°C ~ +80°C
Luminous Color	Red, Amber	Red, Amber, Green, Blue
Light Pattern	Triple flash	Motorized rotation
Flashes per Minute	46 / 92	170
Remarks	-	-

Cube Tower



Page Number	P.63	P.64	P.65
Brief Description	Rotating LED Tower Light	Rotating Tower Light	Rotating Tower Light
Model	KES	KJS	KJ
Size (mm)	□82	□82	□116
Light Source	LED	Incandescent bulb	Incandescent bulb
IP/NEMA	IP23	IP23	IP23
Mounting Location	Indoor / Outdoor	Indoor / Outdoor	Indoor / Outdoor
Mounting Direction	Upright	Upright	Upright
Ambient Temperature	-30°C ~ +60°C	-30°C ~ +60°C	-30°C ~ +60°C
Luminous Color	Red, Amber, Green	Red, Amber, Green, Blue	Red, Amber, Green, Blue
Light Pattern	Motorized rotation	Motorized rotation	Motorized rotation
Rotations per Minute	100	160	130
Sound Pressure (dB)	85	85	85
Number of Alarm Sounds	1	1	1

Audible Alarms and MP3 Voice Annunciators

				
Page Number	P.67	P.68	P.69	P.70
Brief Description	Audible Alarm	Slim MP3 Voice Annunciator	Audible Alarm	MP3 Voice Annunciator for Panel Mounting
Model	BM	BSV/BSV-L	BD-A	BDV
Size (mm)	Φ30 (Panel hole size)	□75	□80	□80
Conformity Standards	CE*1 / RoHS	CE / RoHS / UL / FCC	CE*2 / RoHS / UL*2 / FCC*2	CE*2 / RoHS
IP/NEMA	IP30 / IP34	IP54	IP54	IP54
Mounting Location	Indoor	Indoor / Outdoor	Indoor	Indoor / Outdoor
Mounting Direction	Indoor: Upright, Sideways, Inverted; Outdoor: Upright	Indoor: Upright, Sideways, Inverted; Outdoor: Upright	Upright, Sideways, Inverted	Indoor: Upright, Sideways, Inverted; Outdoor: Upright
Ambient Temperature	-10°C ~ +60°C	-10°C ~ +50°C	-20°C ~ +55°C	-10°C ~ +50°C
Sound Pressure (dB)	80/85/90	87 (Adjustable volume)	90 (Adjustable volume)	87 (Adjustable volume)
Number of Alarm Sounds or Alarm Recording Length	2	15 · 63 seconds / 520 seconds	32	63.5 seconds
Number of Inputs (bit/binary)	2	4 / 15	4	4 / 15
Remarks	-	-	-	-





Audible Alarms and MP3 Voice Annunciators

				
Page Number	P.71	P.72	P.73	P.74
Brief Description	Audible Alarm	MP3 Voice Annunciator	Audible Alarm Horn	MP3 Voice Annunciator Horn
Model	BK	BKV	EHS	EHV
Size (mm)	□120	□120	166.5(W) x 149.5(H) x 198.2(D) (Horizontal mounting)	166.5(W) x 149.5(H) x 198.2(D) (Horizontal mounting)
Conformity Standards	CE*2 / RoHS	CE*2 / RoHS	CE*1 / RoHS*1 / UL*2 FCC*2 / KC*2	CE*1 / RoHS*1 / UL*2 FCC*2 / KC*2
IP/NEMA	IP54	IP54	IP65	IP65
Mounting Location	Indoor / Outdoor	Indoor / Outdoor	Indoor / Outdoor	Indoor / Outdoor
Mounting Direction	Indoor: Upright, Sideways, Inverted; Outdoor: Upright	Indoor: Upright, Sideways, Inverted; Outdoor: Upright	Upright, Sideways, Inverted	Upright, Sideways, Inverted
Ambient Temperature	-20°C ~ +50°C	-10°C ~ +50°C	-20°C ~ +50°C	-20°C ~ +50°C
Sound Pressure (dB)	95 (Adjustable volume)	95 (Adjustable volume)	110 (Adjustable volume)	Electronic sound 110: voice: 105 (Adjustable volume)
Number of Alarm Sounds or Alarm Recording Length	32	63 seconds	32	63 / 220 seconds
Number of Inputs (bit/binary)	8 / 32	5 / 31	8 / 32	8 / 63
Output	-	-	-	-
Remarks	-	-	-	-

* 1 24V AC / DC only * 2 12-24V DC only

Audible Alarms and MP3 Voice Annunciators




Hybrid Signaling Devices

				
Page Number	P.75	P.77	P.77	P.79
Brief Description	MP3 File Playback Circuit Board	Signal Tower with Horn	MP3 Voice Annunciator Signal Tower with Horn	Horn Speaker Audible Alarm with Rotating Light
Model	FV-127JP	LKEH-FE	LKEH-FV	RT-A
Size (mm)	144(W) x100(D)	Φ100	Φ100	Φ162
Light Source	-	LED	LED	Incandescent bulb
Conformity Standards	RoHS	CE / RoHS / UL	CE / RoHS / UL	-
IP/NEMA	-	IP53	IP53	IP23
Mounting Location	-	Indoor / Outdoor	Indoor / Outdoor	Indoor / Outdoor
Mounting Direction	-	Upright	Upright	Upright
Ambient Temperature	-10°C ~ +50°C	-10°C ~ +50°C	-10°C ~ +50°C	-20°C ~ +50°C
Luminous Color	-	Red, Amber, Green, Blue, White	Red, Amber, Green, Blue, White	Red, Amber, Green, Blue
Light Pattern	-	Continuous on / Blinking	Continuous on / Blinking	Motorized rotation
Modularity of LED Unit	-	✓	✓	-
Flashes per Minute	-	60	60	115 / 105 / 95
Sound Pressure (dB)	Adjustable volume	105 (Adjustable volume)	105 (Adjustable volume)	105 (Adjustable volume)
Number of Alarm Sounds or Alarm Recording Length	8 / 240 min	32	63 seconds	32
Number of Inputs (bit/binary)	7 / 127	8 / 32	5 / 31	8 / 32
Remarks	4W	-	-	-

Hybrid Signaling Devices

				
Page Number	P.80	P.81	P.82	P.83
Brief Description	Horn Speaker Voice Annunciator with Rotating Light	Audible Alarm with Rotating Tower Light	Audible Alarm with Rotating Light	MP3 Voice Annunciator with Rotating Light
Model	RT-VF	KJT	RFT	RFV
Size (mm)	Φ162	□116	Φ100	Φ100
Light Source	Incandescent bulb	Incandescent bulb	LED	LED
Conformity Standards	-	-	CE / RoHS	CE / RoHS
IP/NEMA	IP23	IP23	IP54	IP54
Mounting Location	Indoor / Outdoor	Indoor / Outdoor	Indoor / Outdoor	Indoor / Outdoor
Mounting Direction	Upright	Upright	Indoor: Upright, Sideways, Inverted; Outdoor: Upright	Indoor: Upright, Sideways, Inverted; Outdoor: Upright
Ambient Temperature	-10°C ~ +50°C	-20°C ~ +45°C	-10°C ~ +50°C	-10°C ~ +50°C
Luminous Color	Red, Amber, Green, Blue	Red, Amber, Green, Blue	Red, Amber, Green, Blue	Red, Amber, Green, Blue
Light Pattern	Motorized rotation	Motorized rotation	Motorized rotation	Motorized rotation
Rotations per Minute	115 / 105 / 95	120	115	115
Sound Pressure (dB)	105 (Adjustable volume)	90 (Adjustable volume)	90 (Adjustable volume)	95 (Adjustable volume)
Number of Alarm Sounds or Alarm Recording Length	63 seconds	32 types	32 types	63.5 seconds
Number of Inputs (bit/binary)	4 / 15	8 / 32	8 / 32	4 / 15
Remarks	-	-	-	-

LED Illumination

				
Page Number	P.85	P.86	P.87	P.88
Brief Description	LED Work Light	LED Work Light	LED Work Light	LED Work Light
Model	CWF	CLA-A	CWA	CLK / CLK-A
Size (mm)	300 / 600 / 900	100 / 200 / 300 / 600 / 900 / 1200	300 / 600 / 900	200 / 300 / 600
Conformity Standards	CE / RoHS / UL / FCC	CE / RoHS / UL	CE / RoHS / UL	CE / RoHS / UL
IP/NEMA	IP20	IP66 / IP67 / IP69K	IP65	IP66G / IP67G / IP69K
Mounting Location	Indoor	Indoor	Indoor	Indoor
Mounting Direction	All	All	All	All
Ambient Temperature	-20°C ~ +60°C	-40°C ~ +60°C	-30°C ~ +60°C	-40°C ~ +60°C
Luminous Color	Daylight	Daylight / Amber	Daylight	Daylight / Natural white
Remarks	-	-	-	-

LED Illumination

			
Page Number	P.90	P.91	P.92
Brief Description	LED Work Light	LED Work Light	LED Work Light
Model	CWK	CLN-A	CLE-24
Size (mm)	200 / 300 / 600	□85	Φ82
Conformity Standards	CE / RoHS / UL	CE / RoHS / UL	CE / RoHS
IP/NEMA	IP66G / IP67G	IP66G / IP67G / IP69K	IP65F
Mounting Location	Indoor	Indoor	Indoor / Outdoor
Mounting Direction	All	All	All
Ambient Temperature	-10°C ~ +50°C	-40°C ~ +60°C	-25°C ~ +60°C
Luminous Color	Daylight	Daylight	-
Remarks	-	-	-



Wireless Data Acquisition System

WD PRO

New

Φ60 mm

CE

RoHS 10

UL

FCC

KC

IP65

Indoor Use

Upright Mounting

Ambient Temperature
-10°C~+50°C

RS-232C

8 inputs



WD PRO Transmitter

WD PRO Contact Input - Serial Communication Base Unit

Model Number Configuration

WDT-6LR-Z2-PRO

T=Transmitter ①

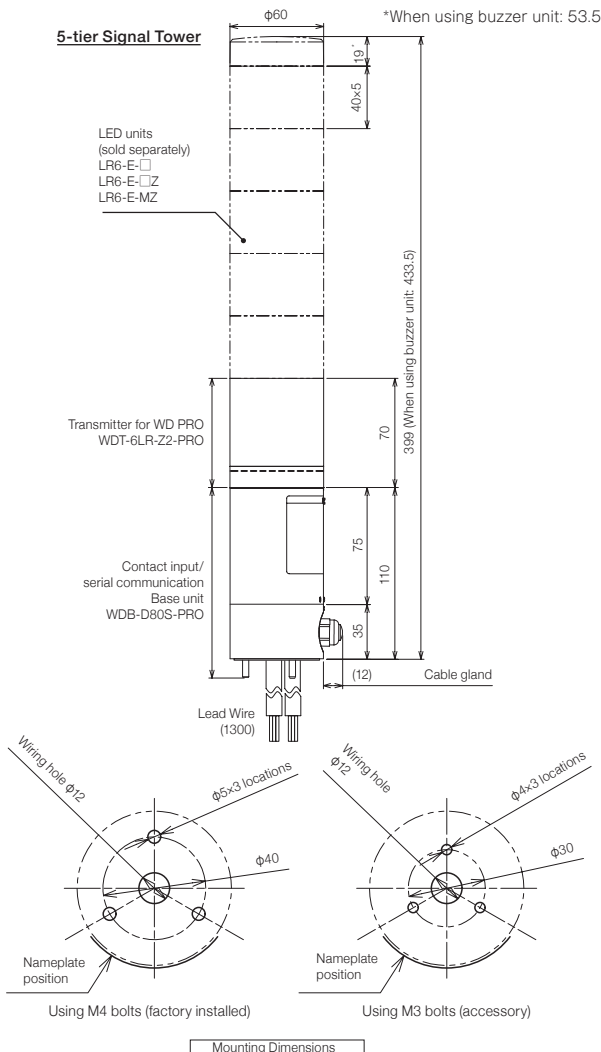
① Size
6 = Φ60 mm

WDB-D80S-PRO

B=Base unit ① ② ③ ④

① Method ② External contact input points ③ External contact output points
D = Digital 8 = 8 points 0 = None
④ Communication Method
S = Serial communication

Dimensions (mm)



Product List

Model Number	Rated Voltage	Type	Power Consumption	Mass
WDB-D80S-PRO	24V DC	Base Unit	2.64W	0.3kg
WDT-6LR-Z2-PRO	24V DC	Transmitter	2.7W	0.09kg

Available Countries / Regions

Japan / U.S. / Europe / China / Korea / Taiwan / Thailand / Indonesia / Mexico

Optional Parts

For details refer to P. 93 to P. 98

Product Description	Model Number
Serial cable	WDX-SC01
LED unit	LR6-E-R/Y/G/B/C
LED unit (clear globe)	LR6-E-RZ/YZ/GZ/BZ
LED unit (multi-color)	LR6-E-MZ
Buzzer unit	LR6-BW
Upper pole bracket	SZP-004W
Pole	POLE-100/300/800A21+00109
Pole mounting bracket	SZ-016A
Pole mounting bracket	SZ-010
Wall Mounting bracket	SZK-003W
Wall Mounting bracket	SZK-001U

WDR-Z2-PRO

New

CE	RoHS 10	UL	FCC	IP20	Indoor Use	Horizontal Mounting	Wall/Ceiling Mounting	Ambient Temperature -10°C~+50°C
Ethernet	USB Bus Power	PoE	Modbus*/TCP	Database* Collaboration	SOCKET			

* Functions not available for Lite version models.



WD System Setup Software



WDR PRO Receiver

WDR-Z2-PRO

LAN/USB/PoE/Wireless

Signal Tower

Beacons

Cube Tower

Audible Alarms and MP3 Voice Annunciators

Hybrid Signaling Devices

LED Illumination

Optional Parts

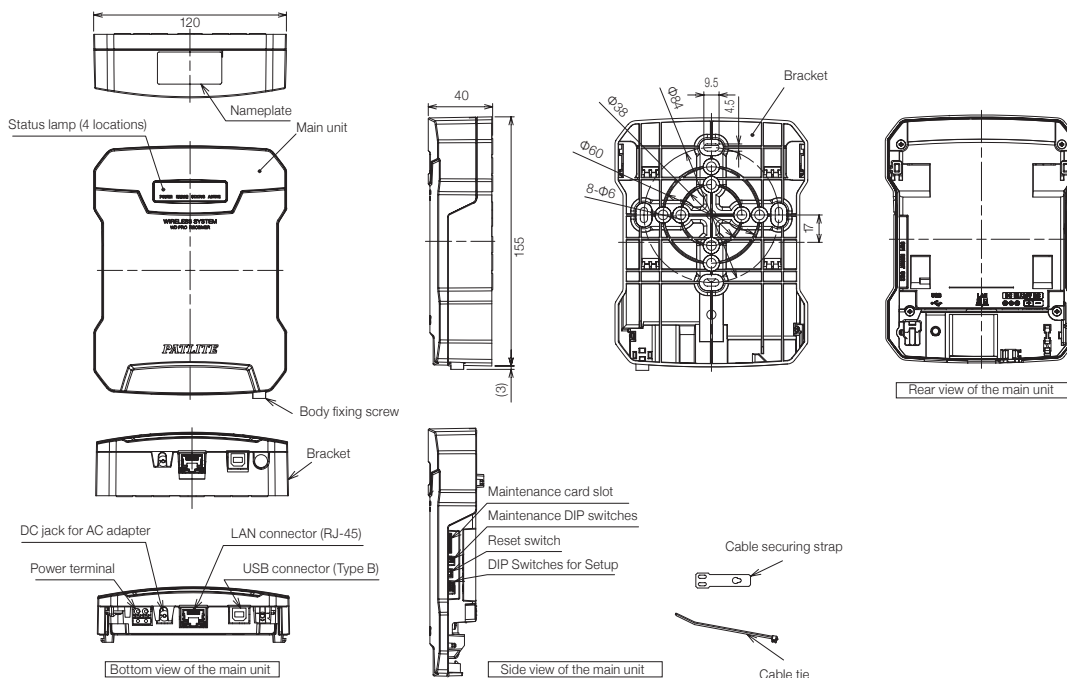
Model Number Configuration

WDR-LE-Z2-PRO-L

①

① Software
Blank = Standard
L = Lite version

Dimensions (mm)



Product List

Model Number	Rated Voltage	AC Adapter	Software Specification	Power Consumption	Mass
WDR-LE-Z2-PRO	24V DC	None	Standard	4.5W	0.3kg
WDR-LE-Z2-PRO-L			Lite (no web setup tool)		

Optional Parts

For details refer to P. 93 to P. 98

Product Description	Model Number
System operation software*	WDS-WIN01
Global AC adapter	ADP-001

* Free version is limited to changing the transmitter and receiver settings. Data collection only available with paid license.

Available Countries / Regions

Japan / U.S. / Canada / Europe / China / Thailand / Vietnam
(as of April 2020)

WD-Z2




WD System Setup Software

Φ50 mm	Φ60 mm	CE	RoHS 10	UL	FCC
IP65	NEMA TYPE 4X,13	Indoor Use	Upright Mounting	Ambient Temperature -10°C~+50°C	

*1. WDR-L(E)-Z2 excluded
*2. WDR-L (E)-Z2: IP20

Compatible Signal Tower Series



Model Number Configuration

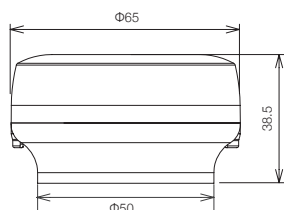
WDT-6LR-Z2

①

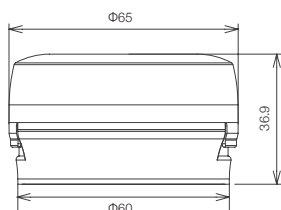
① Size - Compatible Signal Tower Series
5LR = Φ50 · LR5 Series
6LR = Φ60 · LR6 Series
5E = Φ50 · LE Series
6M = Φ60 · LME Series

Dimensions (mm)

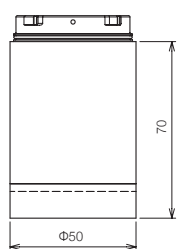
● WDT-5E-Z2



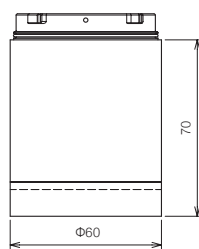
● WDT-6M-Z2



● WDT-5LR-Z2



● WDT-6LR-Z2



Optional Parts

For details refer to P. 93 to P. 98

Product Description	Model Number
System operation software*	WDS-WIN01
Global AC Adapter	ADP-001
Setup kit (Φ50mm)	WDX-5LRB
Setup kit (Φ60mm)	WDX-6LRB

* Free version is limited to changing the transmitter and receiver settings. Data collection only available with paid license.

Available Countries / Regions

WDT-5E / 6M-Z2	WDT-5LR / 6LR-Z2
Japan / U.S. / Europe / China / Taiwan / Thailand / Philippines / Vietnam	Japan / U.S. / Europe / China / Korea / Taiwan / Thailand / Indonesia / Philippines / Vietnam / Mexico / Canada / Malaysia / Singapore

Product List

Model Number	Rated Voltage	Type	Size (mm)	Compatible Signal Tower Series	Power Consumption	Mass
WDT-5E-Z2	24V DC	Transmitter	Φ50	LE	0.8W	0.052kg
WDT-6M-Z2	24V DC	Transmitter	Φ60	LME	0.8W	0.052kg
WDT-5LR-Z2	24V DC	Transmitter	Φ50	LR5	1.4W	0.074kg
WDT-6LR-Z2	24V DC	Transmitter	Φ60	LR6	1.4W	0.085kg

LR6-IL

New



WD Compatible
(pg. 13)

* LED unit up to 3 tiers



Pre-assembled

Body Unit

Φ60 mm	CE	RoHS 10	UL	FCC	KC	IP65	NEMA TYPE 4X,13	Indoor Use
Upright Mounting	Ambient Temperature -20°C~+50°C	IO-Link	Red, Amber, Green, Blue, White, Multi-color: 7 colors	Continuous On	Flashes per Minute 60	Change Number of Tiers	84dB	4 Alarm Sounds

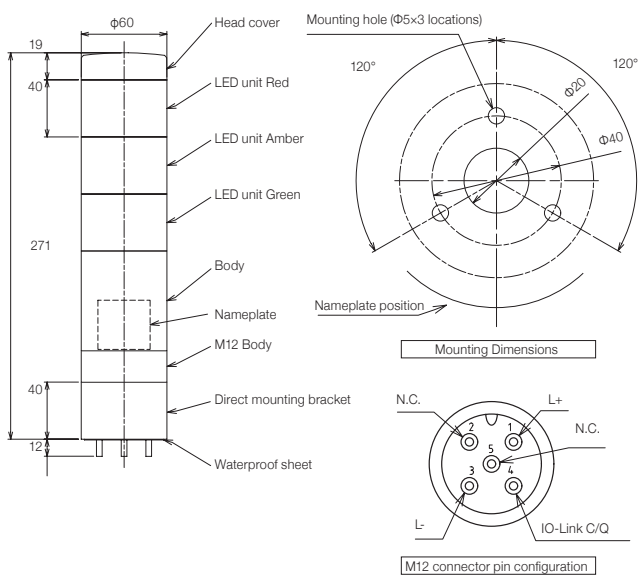
Model Number Configuration

LR6-3ILWMNW-RYG

① ② ③ ④ ⑤ ⑥

① Number of tiers blank = Body unit only 3 = 3 tiers	② Extended function IL = IO-Link	③ Mounting/Wiring spec WM = Direct mounting/M12 connector	④ Buzzer unit* N = None * For Buzzer, use Buzzer Unit LR6-BW	⑤ Body Color W = Off White	⑥ Luminous Color Blank = Body unit only R = Red Y = Amber G = Green * From top to bottom
------------------------------------------------------------	-------------------------------------	--------------------------------------------------------------	--------------------------------------------------------------------	-------------------------------	------------------------------------------------------------------------------------------------------

Dimensions (mm)



Specification

Communication Specification	IO-Link
Alarm Sound	Select from 4 patterns when using LR6-BW
Volume control	Sound can be reduced by DIP-switch When using LR6-BW

Optional Parts

For details refer to P. 93 to P. 98

Product Description	Model Number
LED unit	LR6-E-R/Y/G/B/C
LED unit (clear globe)	LR6-E-RZ/YZ/GZ/BZ
Multi-color LED unit	LR6-E-MZ
Buzzer unit	LR6-BW
Upper pole bracket	SZP-004W
Pole	POLE-100/300/800A21
Pole mounting bracket	SZ-016A
Pole mounting bracket	SZ-010
Wall Mounting bracket	SZK-003W

Product List

Model Number	Number of Tiers	Rated Voltage	Audible Alarm	Luminous Color	Power Consumption	Mass
LR6-3ILWMNW-RYG	3	24V DC	None	Red, Amber & Green	5W	0.38kg
LR6-ILWMNW	0 (body unit)			None		0.2kg

IO-Link Signal Beacon

NE-IL

New



Φ56 mm	CE	RoHS 10	UL	FCC	ICES	KC	IP65	NEMA TYPE 4X,13
Indoor Use	Upright Mounting	Ambient Temperature -25°C~+60°C	IO-Link	Multi-color LED (7 colors)	Continuous On	Blinking	Flash	Pulse
88dB	8 Alarm Sounds	Touch Sensor						

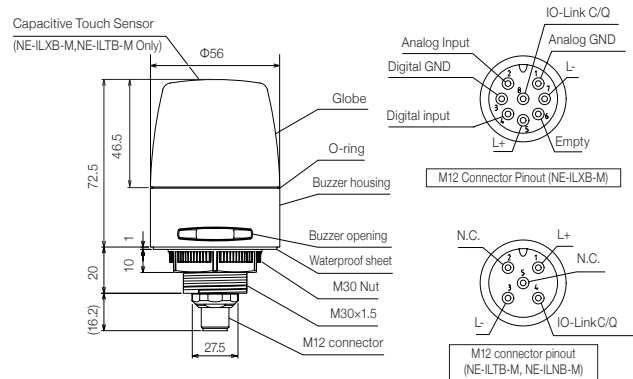
Model Number Configuration

NE-ILXB-M

- ①
- ②
- ③

- | | | |
|--------------------------------------------------------------------------------------------------------------------|------------------------|--------------------------------|
| ① Touch Sensor
T = With touch sensor
N = No touch sensor
X = With touch sensor and digital / analog input | ② Buzzer
B = Buzzer | ③ LED Color
M = Multi Color |
|--------------------------------------------------------------------------------------------------------------------|------------------------|--------------------------------|

Dimensions (mm)



Product List

Model Number	Rated Voltage	Touch Sensor	Digital / Analog Input	Audible Alarm	Luminous Color	Power Consumption	Mass
NE-ILNB-M	24V DC	None	None	Yes	Multi-color (Red, Amber, Green, Blue, White, Purple, Cyan)	2.4W	0.10kg
NE-ILTB-M		Yes	None				
NE-ILXB-M		Yes	Yes				

Specification

Communication Specification	IO-Link
Alarm Sound	Select from 8 patterns
Volume Control	Control with IO-Link


Optional Parts

For details refer to P. 93 to P. 98

Product Description	Model Number
Pole bracket	NE-001D
Wall mounting bracket	NE-002D

Network Monitor MP3 Voice Annunciator Signal Tower

NH-FV



CE	RoHS 10	FCC	UL	IP20	Indoor Use	Upright Mounting	Ambient Temperature 0°C~40°C	Ethernet	HTTP Command
RSH	PING	SNMP	SLMP	E-mail Alerts	SOCKET	Continuous On	60 Flashes per Minute	120 Flashes per Minute	88dB
70 Alarm Sounds	4 Inputs	1 Output							

NH-FV

LAN/USB/PoE/Wireless

Signal Tower

Beacons

Cube Tower

Audible Alarms and MP3 Voice Annunciators

Hybrid Signaling Devices

LED Illumination

Optional Parts

Model Number Configuration

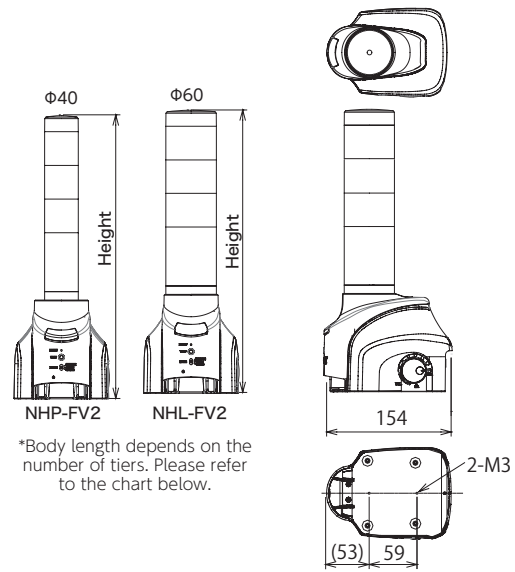
NHL-3FV2N-RYG

- ① Size ② Tiers ③ AC Adapter ④ Luminous Color

① Size P = Φ40 L = Φ60	② Tiers 1 = 1 tier 2 = 2 tiers 3 = 3 tiers 4 = 4 tiers 5 = 5 tiers	③ AC Adapter Blank = AC Adapter included W*1 = AC Adapter and replacement plug included N*1 = AC Adapter not included	④ Luminous Color 1 = 1 tier: R / Y / G 2 = 2 tiers: RY / RG 3 = 3 tiers: RYG 4 = 4 tiers: RYGB 5 = 5 tiers: RYGBG
------------------------------	-----------------------------------------------------------------------------------	------------------------------------------------------------------------------------------------------------------------------------	----------------------------------------------------------------------------------------------------------------------------------

*1. Available for 3-tier models only

Dimensions (mm)




*Body length depends on the number of tiers. Please refer to the chart below.


Specification

Protocols (Physical layer ~Application layer)	Physical layer: Ethernet (IEEE802.3 compliant) 10BASE-T/100BASE-TX (auto-negotiation, full-duplex/half-duplex) Data link layer: CSMA/CD Network layer: IP/ICMP/ARP Transport layer: TCP UDP Application layer: HTTP/SMTP/SNMP/RSH/NTP/POP/DNS/SOCKET/DHCP/SLMP
Alarm Sound	4 patterns (short intermittent beeps / slow intermittent beeps / 2 short intermittent beeps / continuous beep)
Playback Mode	Priority playback/Memory playback after input
Volume Control	Volume adjustment knob / Analog volume settings from device setup browser

Front



Back



Optional Parts

For details refer to P. 93 to P. 98

Product Description	Model Number
Wall Mount Bracket	NH-WST2
Tint film	NHL-TF (for NHL-FV2/FB2 types)
	NHP-TF (for NHP-FV2/FB2 and PHE-3FB3 types)

NHP-□ FV2 type main body height

Number of Tiers	1	2	3	4	5
Body Height (mm)	256	296	336	376	416

NHL-□ FV2 type main body height

Number of Tiers	1	2	3	4	5
Body Height (mm)	256	296	336	376	416

Product List


Model Number	Size (mm)	Number of Tiers	Rated Voltage	Message Recording	AC Adapter	Luminous Color	Power Consumption	Mass *2
NHP-3FV2-RYG	Φ40	3	100-240V AC *1	Preset sounds + User programmable capability	Yes	Red, Amber, Green	6.5W	1.02 kg
NHP-3FV2W-RYG	Φ40	3	100-240V AC *1	Preset sounds + User programmable capability	Yes	Red, Amber, Green	6.5W	1.02 kg
NHP-3FV2N-RYG	Φ40	3	100-240V AC *1	Preset sounds + User programmable capability	None	Red, Amber, Green	6.5W	1.02 kg
NHL-3FV2-RYG	Φ60	3	100-240V AC *1	Preset sounds + User programmable capability	Yes	Red, Amber, Green	6.5W	1.15 kg
NHL-3FV2W-RYG	Φ60	3	100-240V AC *1	Preset sounds + User programmable capability	Yes	Red, Amber, Green	6.5W	1.15 kg
NHL-3FV2N-RYG	Φ60	3	100-240V AC *1	Preset sounds + User programmable capability	None	Red, Amber & Green	6.5W	1.15 kg

*1. Using AC adapter *2. Excluding AC adapter

Network Monitor Signal Tower

NH-FB

CE	RoHS 10	FCC	UL	IP20	Indoor Use	Upright Mounting	Ambient Temperature 0C--40C	Ethernet
HTTP Command	RSH	PING	SNMP	SLMP	E-mail Alerts	SOCKET	Continuous On	60 Flashes per Minute
120 Flashes per Minute	80dB	4 Alarm Sounds						



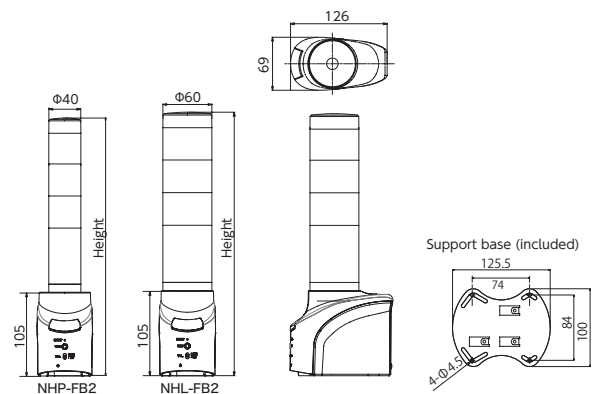
Model Number Configuration

NHL-3FB2N-RYG

① Size ② Tiers ③ AC Adapter ④ LED Unit Colors

① Size ② Tiers ③ AC Adapter ④ LED Unit Colors
 P = Φ 40 1 = 1 tier Blank = AC Adapter included UL 1 = 1 tier: R / Y / G
 L = Φ 60 2 = 2 tiers W*1 = AC Adapter and replacement plug included 2 = 2 tiers: RY / RG
 3 = 3 tiers 3 = 3 tiers: RYG
 4 = 4 tiers 4 = 4 tiers: RYGB
 5 = 5 tiers 5 = 5 tiers: RYGB
 UL CCC VDE KC UK
 N*1 = AC Adapter not included *1. Three tiers only.

Dimensions (mm)



NHP-□ FB2 type main body height

Number of Tiers	1	2	3	4	5
Body Height (mm)	244	284	324	364	404

NHL-□ FB2 type main body height

Number of Tiers	1	2	3	4	5
Body Height (mm)	244	284	324	364	404

Specification

Protocols (Physical layer ~Application layer)	Physical layer: Ethernet (IEEE802.3 compliant) 10BASE-T/100BASE-TX (auto-negotiation, full-duplex/half-duplex) Data link layer: CSMA/CD Network layer: IP/ICMP/ARP Transport layer: TCP UDP Application layer: HTTP/SMTP/SNMP/RSH/NTP/POP/DNS/SOCKET/DHCP/SLMP
Alarm Sound	4 patterns (short intermittent beeps / slow intermittent beeps / 2 short intermittent beeps / continuous beep)
Volume Control	Adjust with DIP switch in front

Optional Parts

For details refer to P. 93 to P. 98

Product Description	Model Number
Wall Mount Bracket	NH-WST
Partition mounting bracket	NH-PST
Tint film	NHL-TF (for NHL-FV2/FB2 types)
	NHP-TF (for NHP-FV2/FB2 and PHE-3FB3 types)

Product List

Model Number	Size (mm)	Number of Tiers	Rated Voltage	AC Adapter	Luminous Color	Power Consumption	Mass *2
NHP-3FB2-RYG	Φ 40	3	100-240V AC *1	Yes	Red, Amber, Green	7.0W	0.65 kg
NHP-3FB2W-RYG	Φ 40	3	100-240V AC *1	Yes	Red, Amber, Green	7.0W	0.65 kg
NHP-3FB2N-RYG	Φ 40	3	100-240V AC *1	None	Red, Amber, Green	7.0W	0.65 kg
NHL-3FB2-RYG	Φ 60	3	100-240V AC *1	Yes	Red, Amber, Green	7.0W	0.78 kg
NHL-3FB2W-RYG	Φ 60	3	100-240V AC *1	Yes	Red, Amber, Green	7.0W	0.78 kg
NHL-3FB2N-RYG	Φ 60	3	100-240V AC *1	None	Red, Amber, Green	7.0W	0.78 kg

*1. Using AC adapter
 *2. Excluding AC adapter

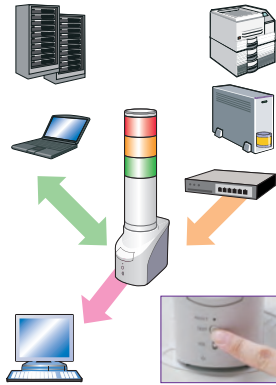
Event Monitoring

PING Monitoring

Each NH Tower can PING up to 24 devices. When a PING response fails, visual, audible, and/or email alerts are sent to administrators. These alerts can be customized based on the severity of the issue.

Application Monitoring

The NH Tower can monitor the performance of standard software and web applications, and notify administrators instantly of any errors.



SNMP v1 · v2c

The NH Towers can send, receive, and analyze TRAP information. Register up to 16 groups (4 nodes per group).

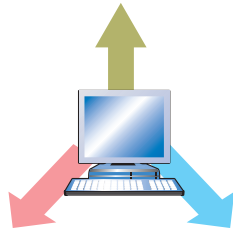
Self Diagnosis Function

With the test switch located on the front of the NH Tower, users can test various functions without having to login to the device through the network.

Supported Protocols

HTTP Commands

The NH accepts HTTP commands sent through a web browser or PLC to trigger NH Series visual and audible alert functions.



RSH Command

RSH can be used to automatically run commands based on event information from network management software and various monitoring tools on the NH Series to trigger visual and audible alert functions.

SOCKET Communication

Compatible with PHN command
Control digital output with a 2-byte command

* NH-FV Series does not support sound playback using PHN compatible commands.

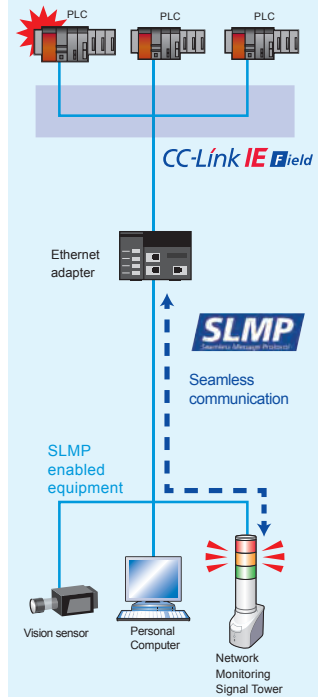
Compatible with PNS command

The NH accepts an application-level protocol called PNS (developed by PATLITE) to establish connection between client and server and to control visual and audible alert functions.



SLMP, MC protocols supported. You can connect the NH to a CC-Link IE field network.

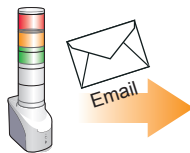
The NH regularly sends commands to PLCs in the CC-Link IE field network, and can notify you of retrieved data by light, sound, email, and/or trap.



Email Transmission

Send email reports of various network events to up to 8 addresses.

The subject and body can be customized and can be automated to be sent in a variety of situations

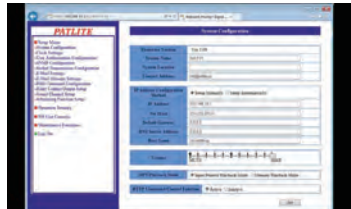


SNMP TRAP Transmission

Send emails to a maximum of 8 addresses.

Device Setup Brower

The settings of the NH can be easily configured on your PC via the setup browser. This also enables remote firmware updates.



PNS Manager

This software configures PNS protocol settings. Confirm and change settings of each NH unit while multiple units are installed on the network.



Supports DHCP

Dynamic Host Configuration Protocol (DHCP) is a network management client/server protocol that automatically assigns an IP address to each device on a network so they can communicate with other IP networks.

Supported operating systems:
Windows® XP/Windows Vista®/Windows® 7/
Windows® 8/Windows® 8.1/Windows® 10
LAN-Environment:
The 10BASE-T/100BASE-TX UDP is running.
Software: NET Framework 3.5 or later
Compatible models: NH-FB Series, NH-FV Series, NBM-D88

USB Signal Tower

LR6-USB

Φ60 mm	CE	RoHS 10	UL	FCC	KC	ICES	IP65	Indoor Use	Upright Mounting
Ambient Temperature -20°C~+50°C	USB Bus Power	Red, Amber, Green, Blue, White, Multi-color, 7 colors	Continuous On	4 Flash Patterns	60 Flashes per Minute	120 Flashes per Minute	80dB	4 Alarm Sounds	DLL



Model Number Configuration

LR6- USBW-RYG



- ① Number of Tiers
Blank = Body unit only
3 = 3 tiers
- ② Body Color
W = Off-white
K = Black
- ③ Luminous Color
Blank = body unit only
RYG = Red / Amber / Green from top to bottom

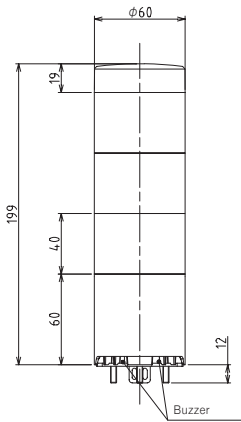
Optional Parts

For details refer to P. 93 to P. 98

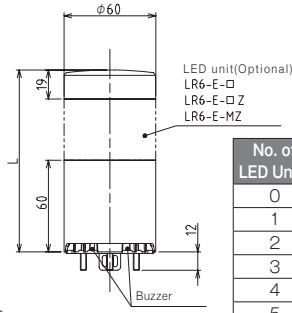
Product Description	Model Number
Upper pole bracket	SZP-004W
Wall mounting bracket	SZK-003W
Pole mounting bracket	SZ-016A
Pole mounting bracket	SZ-010
Pole (100mm)	POLE-100A21+O0109
Pole (300mm)	POLE-300A21+O0109
Pole (800mm)	POLE-800A21+O0109

Dimensions (mm)

LR6-3USBW-RYG

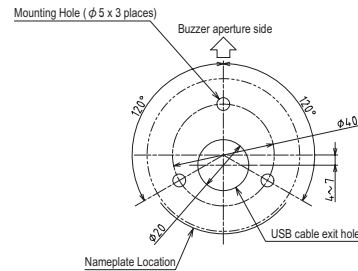


LR6-USBW

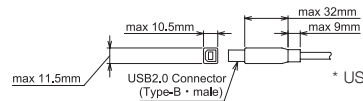


No. of LED Units	L[mm]
0	79
1	119
2	159
3	199
4	239
5	279

Mounting dimensions



Compatible USB cable dimensions



* USB-B cable is not included with the product.

Product List

Model Number	Number of Tiers	Rated Voltage	Luminous Color	Power Consumption	Mass
LR6-3USBW-RYG / LR6-3USBK-RYG	3	5V DC (USB-bus power)	Red, Amber & Green	2.5W	0.32kg
LR6-USBW / LR6-USBK	-		-		0.14kg

Specification

OS compatible with software library (DLLs)	Windows® 7, Windows® 8 (excluding RT), ® 8.1 (excluding Windows® 8. 1RT), Windows® 10
Alarm Sounds	Select from 4 patterns and 13 pitches
Volume Control	About-10 dB when the internal switch is used.

Supports Both DLL and Protocol Control

- Custom programming made easy with our free software library (.DLL).
- Open architecture makes it possible to control the device with other operating systems such as Linux.
- Supports HID class. No exclusive drivers necessary.

Demo Software




Confirm actual operation of the LED unit and buzzer. For details, please see our website.

Multi-color LED Signal Tower

LA6-POE

Φ60 mm	CE	RoHS 10	UL	FCC	KC	IP20 (Stationary)	IP54 (Direct)	Indoor Use
Upright Mounting	Ambient Temperature -10°C→50°C	Ethernet	PoE	HTTP Command	Modbus /TCP	SOCKET	21 LED Colors	85dB



LA6-5DTNWB-POE (Direct Mount Type)

LA6-5DSNWB-POE (Stationary Type)

Model Number Configuration

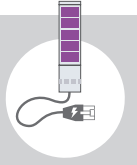
LA6-5DTNWB-POE

- ①
- ②
- ③
- ④
- ⑤

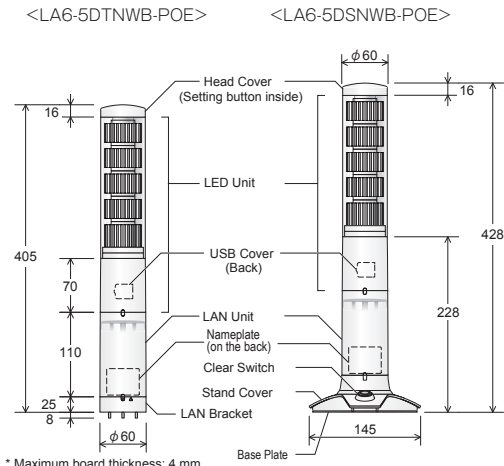
- | | | |
|---------------------------------------------------|-------------------------------------------------------|-------------------------------|
| ① Rated Voltage
24V DC | ② Mounting
TN = Direct mounting
SN = Stationary | ③ Body Color
W = Off White |
| ④ Flashing/Alarms
B = With flashing and alarms | ⑤ Extended Function
PoE-Compatible | |

What is PoE?

Stands for "Power of Ethernet" and describes a system where both data and power are supplied to a machine using a single Ethernet cable.



Dimensions (mm)



Product List

Model Number	Number of Tiers	Rated Voltage	Model Number	Power Consumption	Mass
LA6-5DTNWB-POE	5	24V DC	Direct mount	12.9W	0.63kg
LA6-5DSNWB-POE			Stationary	12.9W	0.78kg

Optional Parts

For details refer to P. 93 to P. 98

Product Description	Model Number
Stationary mount	SZW-060W
Wall Mount bracket	SZK-003W
Wall Mount bracket	NH-WST2
Pole mounting bracket	SZ-010
Pole mounting bracket	SZ-016A
Upper pole bracket (pole waterproof ring/screw included)	SZP-004W
Pole (100mm)	POLE-100A21+O0109
Pole (300mm)	POLE-300A21+O0109
Pole (800mm)	POLE-800A21+O0109

Specification

Supported Transistors (NPN/PNP)	NPN / PNP
Communication Specifications (Physical to Application)	Physical layer: 10BASE-T/100BASE-TX(Auto-MDI/MDIX support) Data link layer: CSMA/CD network layer: IP, ARP, ICMP Transport layer: TCP, UDP Application layer: HTTP/DHCP/Modbus/TCP/Socket (corresponds to PHN, PNS commands)
Alarm Sound	Select from 11 patterns
Volume Control	Multi-function button / Device Setup Browser

Communication Protocols

HTTP Commands

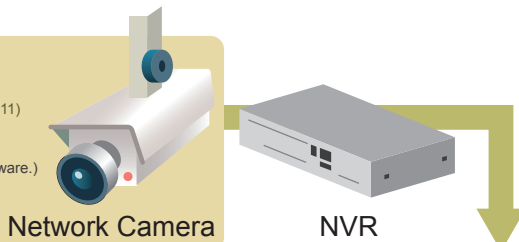
The LA6-POE accepts HTTP commands sent through a web browser or PLC to trigger visual and audible alert functions.

■ Detailed Motion Control (The color of each tier can be controlled.)

Execute command
(Tier 1: Green, Tier 2: Blue, Tier 3: Off, Tier 4: White, Tier 5: Red, Flashing off, Alarm: Pattern 11)
`http://192.168.10.1/api/control?color=46091&buzzer=11`

■ Smart Mode Control (Configure Smart Mode settings via the EDITOR software.)

Execute command (Run smart mode group No.10)
`http://192.168.10.1/api/control?smart=10`



SOCKET Communication

PNS Commands supported By using PNS commands, you can control all notification patterns.

■ Detailed Motion Control (Control specific LED colors for tiers 1 to 5)

Execute command
(Tier 1: Green, Tier 2: Blue, Tier 3: Off, Tier 4: White, Tier 5: Red, Flashing off, Alarm: Pattern 11)
41H, 42H, 44H, 00H, 00H, 07H, 04H, 06H, 00H, 09H, 01H, 00H, 0BH

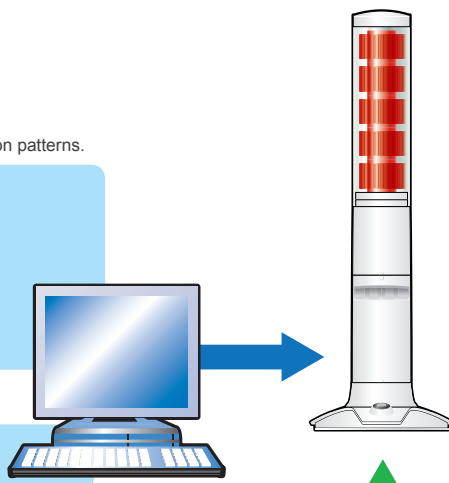
■ Smart Mode Control (Configure Smart Mode settings via the EDITOR software.)

Execute command (Run smart mode group No.10)
41H, 42H, 54H, 00H, 00H, 01H, 0AH

PNS Command Control with 2-byte command.

Execute command
(Tier 1: Continuous ON, Tier 2: Flashing, Tier 3: Off, and Alarm: Pattern 2)
57H, 51H

* Control the Continuous ON, Flashing, and 2 Alarms on tiers 1~3.

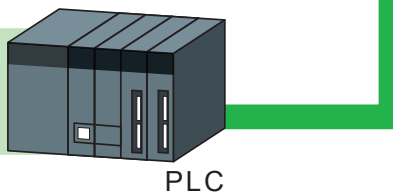


Modbus/TCP

The LA6-POE accepts Modbus TCP/UDP commands from a PLC to control visual and audible alert functions.

■ Smart Mode Control (Configure Smart Mode settings via the EDITOR software.)

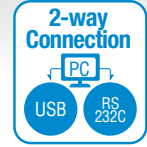

Execute command
(When operating the Signal Tower in Smart Mode group number 15.)
00H, 00H, 00H, 00H, 00H, 06H, 01H, 06H, 00H, 06H, 01H, 0FH



Interface Converter with Signal Tower

PHE

Φ40 mm	CE	RoHS 10	UL	FCC	KC (N type only)	IP20	RS-232C	Indoor Use
Upright Mounting	Ambient Temperature 0°C~+40°C	USB Bus Power	Red, Amber, Green	Continuous On	37.5 Flashes per Minute	75 Flashes per Minute	80dB	4 Alarm Sounds



Model Number Configuration

PHE-3FB3N-RYG

①

① AC adapter
N = AC adapter not included

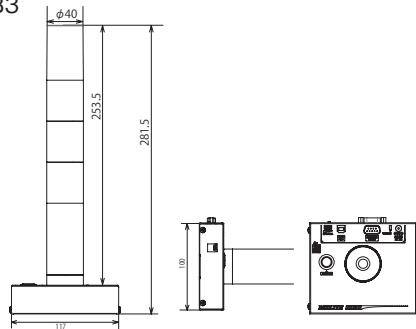
Optional Parts

For details refer to P. 93 to P. 98

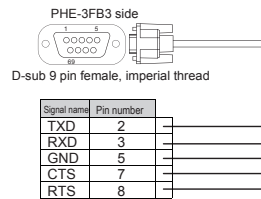
Product Description	PNS Command
Tint film	NHP-TF (for NHP-FV2/FB2 and PHE-3FB3 types)
AC adapter	ADP-001

Dimensions (mm)

PHE-3FB3

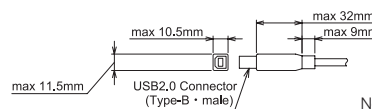


Routing to RS-232C Ports



Note: RS-232C cable not included.

Compatible USB cable dimensions



Note: USB cables not included.

Product List

Model Number	Number of Tiers	Rated Voltage	AC Adapter	Luminous Color	Power Consumption	Mass
PHE-3FB3N-RYG	3	24V DC, 5V DC (USB-bus power)	None	Red, Amber, Green, with clear lens	4.4W	0.545kg

Specification

USB driver compatible OS	Windows®7(32bit,64bit), Windows®8(32bit,64bit), Windows®8.1(32bit,64bit), Windows®10(32bit,64bit), Windows Server® 2008 R2, Windows Server® 2012, Windows Server® 2012 R2
Alarm Sound	4 patterns
Volume Control	Sound can be reduced by using the supplied sound reduction sheet. DIP switch (-10 dB) in the buzzer unit

Interface Converter

NBM

- CE
- RoHS 10
- UL
- FCC
- KC
- IP20
- Indoor Use
- Upright Mounting
- Ambient Temperature 0°C~+40°C
- Ethernet
- HTTP Command
- RSH
- PING
- SNMP
- E-mail Alerts
- SOCKET
- 8 Inputs
- 8 Outputs

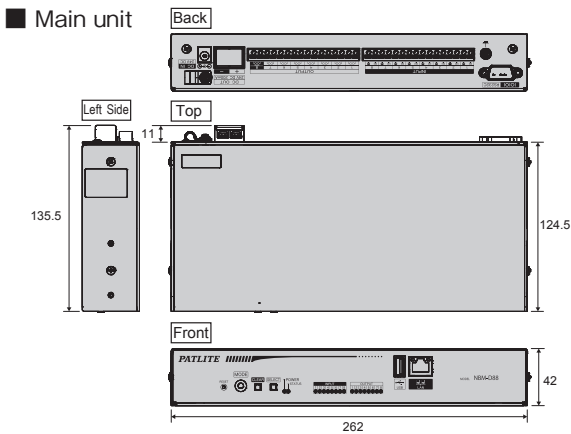


* AC adapter not included.

Product List

Model Number	Rated Voltage	AC Adapter	Power Consumption	Mass
NBM-D88NN	24V DC	None	14W	1.15kg

Dimensions (mm)



Specification

Supported Transistors	NPN
Communication spec (physical layer to application layer)	Physical layer: Ethernet(IEEE802.3 compliant) 10BASE-T/100BASE-TX (auto-negotiation) Connector shape: RJ-45 8-pole Data link layer: CSMA/CD Method Network layer: IP/ARP/ICMP Transport layer: TCP/UDP Application layer: HTTP, NTP, Socket (PHN/PNS) SMTP-SNMP (V1, V2C), DHCP, DNS, POP3, RSH

Optional Parts

For details refer to P. 93 to P. 98

Product Description	Model Number
Server rack mounting bracket	NBM-ANG
AC adapter	ADP-001

Digital Input Condition Setup Function

Duration condition Trigger the output with a timer.

AND condition Trigger the output with boolean logic.

Count Condition Trigger the output with repeated inputs.

By setting the input detection method, the NBM can be used in a variety of environments and applications. Set a temperature alarm with a temperature sensor, Set an area notification with an infrared sensor, etc.

Operations that can be performed using the condition setting function

Digital output control	Turning Digital Outputs ON or OFF
Send RSH command	Sending a remote shell command to a device at the specified address
Send socket	Sending PHN/PNS Commands to Devices at the Specified Addresses
Trap sending	Sending SNMP Traps to Devices with Configured Addresses
Send mail	Sending Mail to a Specified Mail Server

Interface Converter

PHC

CE

RoHS 10

UL

FCC

IP20

Indoor Use

Upright Mounting

Ambient Temperature 0°C~40°C

USB Bus Power

RS-232C

8 Outputs

2-way Connection



Dimensions (mm)

■ PHC-D08N

■ Wiring for RS-232C port

PHC-D08N side

D-sub 9 pin female, imperial thread

Signal name	Pin number
TXD	2
RXD	3
GND	5
CTS	7
RTS	8

Data output equipment side (ex: PC)

D-sub 9 pin female, imperial thread

Pin number	Signal name
2	RXD
3	TXD
5	GND
7	RTS
8	CTS

■ Compatible USB cable dimensions

Note: USB cable not included.

Product List

Model Number	Rated Voltage	AC Adapter	Power Consumption	Mass
PHC-D08N	24V DC, 5V DC (USB-bus power)	None*	14.5W	0.37kg

* Power output only available with AC adapter

Specification

USB driver compatible OS	Windows®7(32bit,64bit), Windows®8(32bit,64bit), Windows®8.1(32bit,64bit), Windows®10(32bit,64bit), Windows Server® 2008 R2, Windows Server® 2012, Windows Server® 2012 R2
---------------------------------	------------------------------------------------------------------------------------------------------------------------------------------------------------------------------------

Optional Parts For details refer to P. 93 to P. 98

Product Description	Model Number
AC adapter	ADP-001

Multi-color LED Signal Tower

■ 100-240V AC

LA6

■ 24V DC

Φ60 mm	CE	RoHS 10	UL*	FCC*
KC*	PSE (SA)	IP65	IP54 with Alarm	Indoor Use
Upright Mounting	Ambient Temperature -25C~+60C	Luminous Color Multi-color (21 colors)	Continuous On	Flashing
Pulse	85dB	11 Sounds		

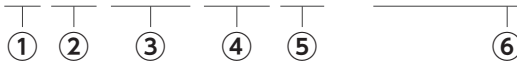


* 24V model only

*1 Flashing available in Smart Mode

Model Number Configuration

LA6-5DLJWB-RYGBC



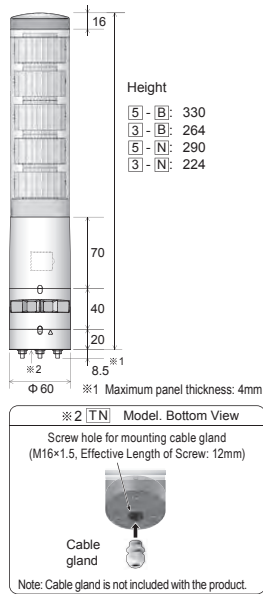
① Number of Tiers 3 = 3 tiers 5 = 5 tiers	② Rated Voltage A = 100~240V AC D = 24V DC	③ Mounting / Wiring TN = Direct mount / Terminal block LJ = Steel pole + mounting angle / Cable WJ = Direct mount / Cable	④ Body Color W = Off-white U = Silver	⑤ Flashing / Buzzer B = Flashing / Buzzer N = No flashing / No buzzer	⑥ Luminous Color* RYG = 3 tiers RYGBC = 5 tiers
-------------------------------------------------	--------------------------------------------------	------------------------------------------------------------------------------------------------------------------------------------	---------------------------------------------	-----------------------------------------------------------------------------	-------------------------------------------------------

* Colors for each tier can be changed after purchase.
* LJ type not available in U (silver) body.
* 100-240V AC type available for LA6-5AWJWB-RYGBC only.

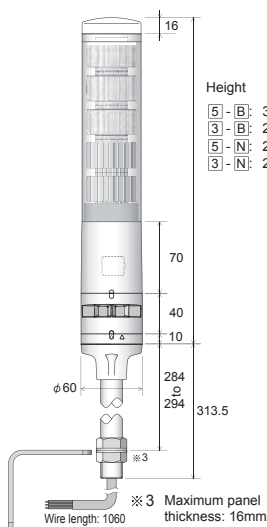
* Initial factory setting. Other colors can be set after purchase.

Dimensions (mm)

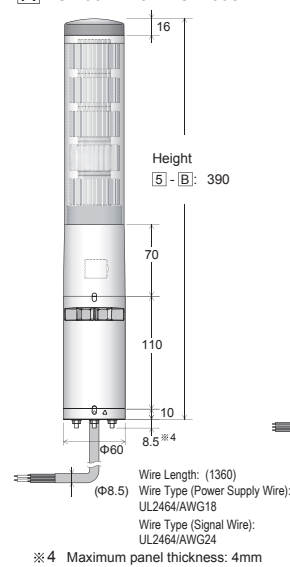
■ **TN** Direct mount, Terminal block



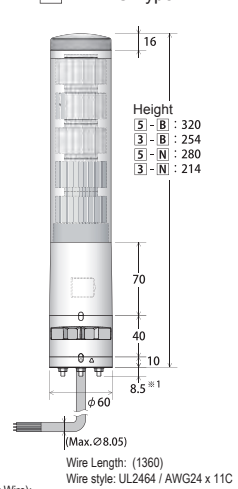
■ **LJ** Steel pole, Mounting angle, Cable



■ **WJ** Direct mount, Cable
A AC 100 - 240V AC model

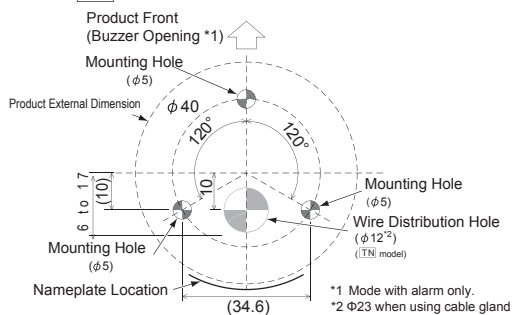


■ **WJ** Direct mount, Cable
D 24V DC Type

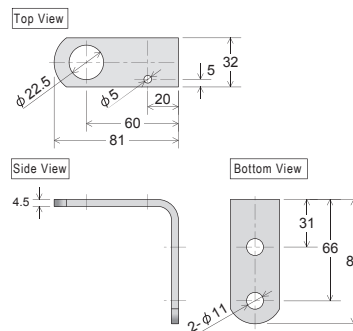


Installation Dimensional Drawing (mm)

TN Direct mount, Terminal block model
WJ Direct mount, Cable model



LJ L-Bracket dimensions (included with LJ pole mount model)



Product List

Model Number	Number of Tiers	Rated Voltage	Mounting Type	Wiring	Function	Alarm	Body Color	Luminous Color	Power Consumption	Mass
LA6-3DWJWB-RYG	3	24V DC	Direct	Cable	Continuous On and flashing	Yes	Off white	Multi-color (21 colors)	4.5W	0.45kg
LA6-3DWJWN-RYG	3	24V DC	Direct	Cable	Continuous On	None	Off white	Multi-color (21 colors)	4.5W	0.40kg
LA6-3DWJUB-RYG	3	24V DC	Direct	Cable	Continuous On and flashing	Yes	Silver	Multi-color (21 colors)	4.5W	0.45kg
LA6-3DWJUN-RYG	3	24V DC	Direct	Cable	Continuous On	None	Silver	Multi-color (21 colors)	4.5W	0.45kg
LA6-3DTNWB-RYG	3	24V DC	Direct	Terminal block	Continuous On and flashing	Yes	Off white	Multi-color (21 colors)	5.5W	0.48kg
LA6-3DTNWN-RYG	3	24V DC	Direct	Terminal block	Continuous On	None	Off white	Multi-color (21 colors)	4.5W	0.42kg
LA6-3DTNUB-RYG	3	24V DC	Direct	Terminal block	Continuous On and flashing	Yes	Silver	Multi-color (21 colors)	5.5W	0.48kg
LA6-3DTNUN-RYG	3	24V DC	Direct	Terminal block	Continuous On	None	Silver	Multi-color (21 colors)	4.5W	0.42kg
LA6-3DLJWB-RYG	3	24V DC	Pole with L-bracket	Cable	Continuous On and flashing	Yes	Off white	Multi-color (21 colors)	5.5W	0.98kg
LA6-3DLJWN-RYG	3	24V DC	Pole with L-bracket	Cable	Continuous On	None	Off white	Multi-color (21 colors)	4.5W	0.93kg
LA6-5DTNWB-RYGBC	5	24V DC	Direct	Terminal block	Continuous On and flashing	Yes	Off white	Multi-color (21 colors)	8W	0.59kg
LA6-5DTNWN-RYGBC	5	24V DC	Direct	Terminal block	Continuous On	None	Off white	Multi-color (21 colors)	7W	0.53kg
LA6-5DTNUB-RYGBC	5	24V DC	Direct	Terminal block	Continuous On and flashing	Yes	Silver	Multi-color (21 colors)	8W	0.59kg
LA6-5DTNUN-RYGBC	5	24V DC	Direct	Terminal block	Continuous On	None	Silver	Multi-color (21 colors)	7W	0.53kg
LA6-5DWJWB-RYGBC	5	24V DC	Direct	Cable	Continuous On and flashing	Yes	Off white	Multi-color (21 colors)	8W	0.56kg
LA6-5DWJWN-RYGBC	5	24V DC	Direct	Cable	Continuous On	None	Off white	Multi-color (21 colors)	8W	0.51kg
LA6-5DWJUB-RYGBC	5	24V DC	Direct	Cable	Continuous On and flashing	Yes	Silver	Multi-color (21 colors)	8W	0.56kg
LA6-5DWJUN-RYGBC	5	24V DC	Direct	Cable	Continuous On	None	Silver	Multi-color (21 colors)	8W	0.51kg
LA6-5DLJWB-RYGBC	5	24V DC	Pole with L-bracket	Cable	Continuous On and flashing	Yes	Off white	Multi-color (21 colors)	8W	1.09kg
LA6-5DLJWN-RYGBC	5	24V DC	Pole with L-bracket	Cable	Continuous On	None	Off white	Multi-color (21 colors)	7W	1.04kg
LA6-5AWJWB-RYGBC	5	100 - 240V AC	Direct	Cable	Continuous On and flashing	Yes	Off white	Multi-color (21 colors)	8W	0.74kg

Specification

Supported Transistors	D type (24V DC): NPN / PNP A type (100-240V AC): NPN
Alarm Sound	No.1: 2400Hz peak (continuous sound) No.2: 2400Hz Pippi (0.05sec on / 0.05sec silent) No.3: 2400Hz beeping (1.5sec on / 1.5sec silent) No.4: 2400Hz beep (0.5sec on / 0.5sec silence) No.5: 3600Hz peak (continuous sound) No.6: 3600Hz Pippi (0.05sec on / 0.05sec silent) No.7: 3600Hz beeping (1.5sec on / 1.5sec silent) No.8: 3600Hz beep (0.5sec on / 0.5sec silence) No.9: 2400Hz & 3375Hz Pipipippo (0.25sec/0.25sec) No.10: 2400Hz & 3600Hz (Pipopipo) (0.25sec/0.25sec) No.11: 4000Hz & 4800Hz Peepo (0.5sec/0.5sec)
Volume Control	Four settings with a push of a button (factory default set to max.)


Optional Parts

For details refer to P. 93 to P. 98

Product Description	Model Number
Pole mounting assembly	SZ-70L
Pole mounting bracket	SZ-010
Pole mounting bracket	SZ-016A
Wall mount bracket	SZK-003W / U
Pole upper bracket (with waterproof ring and screws)	SZP-004W
Stationary bracket	SZW-060W
Mounting pole (100mm)	POLE-100A21
Mounting pole (300mm)	POLE-300A21
Mounting pole (800mm)	POLE-800A21

Signal Tower

LR



Φ40 mm	Φ50 mm	Φ60 mm	Φ70 mm	CE (Excluding M2LJ type)	RoHS 10	UL	FCC	KC (M2LJ)
IP65	IP54 (LJ Type)	NEMA TYPE 4X,13	Indoor Use	Upright Mounting	Ambient Temperature -20°C~+45°C (ABS & AS)	Ambient Temperature -20°C~+50°C	Luminous Color Red, Amber, Green, Blue, White Multi-color: 7 colors	Continuous On
60 fpm	Change Number of Tiers	85dB* (LR4, LR5)	88dB (LR6)	90dB (LR7)	4 Alarm Sounds			

*When using 12V DC: 80dB

Model Number Configuration

Φ40mm Model Code

LR4-502WJBW-RYGBCZ

Model ① ② ③ ④ ⑤ ⑥ ⑦

- | | | | | | | |
|-----------------------------------------------------------------------------------|-------------------------------------------------------|--------------------------------------------------------------------------------------------------------------------------------------------------------------------------------------|-------------------------------------------------------------------------|------------------------------------------------|--------------------------------------------------------------------------------|----------------------------------------------|
| ① Tiers
1 = 1 tier
2 = 2 tiers
3 = 3 tiers
4 = 4 tiers
5 = 5 tiers | ② Rated Voltage
02 = 24V DC
M2 = 100-240V AC *1 | ③ Mounting/Wiring
WJ = Direct Mount/Cable
LJ = Pole Mount with L-bracket/Cable
PJ = Pole Mount with Circular Bracket/Cable
QJ = Pole Mount with Folding Bracket/Cable *2 | ④ Flashing/Buzzer
B = With Flashing/Buzzer
N = No Flashing/Buzzer | ⑤ Body Color
W = Off-white
U = Silver *3 | ⑥ Luminous Color
R = Red
Y = Amber
G = Green
B = Blue
C = White | ⑦ Globe Type
Blank = Colored
Z = Clear |
|-----------------------------------------------------------------------------------|-------------------------------------------------------|--------------------------------------------------------------------------------------------------------------------------------------------------------------------------------------|-------------------------------------------------------------------------|------------------------------------------------|--------------------------------------------------------------------------------|----------------------------------------------|

*1 For WJ, LJ and PJ type only *2 For 24V DC and Off-white type only *3 For 24V DC type WJ, LJ and PJ type only

Φ50mm Model Code

LR5-502WJBW-RYGBCZ

Model ① ② ③ ④ ⑤ ⑥ ⑦

- | | | | | | | |
|-----------------------------------------------------------------------------------|-----------------------------------------------|-------------------------------------------------------------------------------------------------------------------------------------|-------------------------------------------------------------------------|-------------------------------|--------------------------------------------------------------------------------|----------------------------------------------|
| ① Tiers
1 = 1 tier
2 = 2 tiers
3 = 3 tiers
4 = 4 tiers
5 = 5 tiers | ② Rated Voltage
01 = 12V DC
02 = 24V DC | ③ Mounting/Wiring
WJ = Direct Mount/Cable
LJ = Pole Mount with L-bracket/Cable
PJ = Pole Mount with Circular Bracket/Cable | ④ Flashing/Buzzer
B = With Flashing/Buzzer
N = No Flashing/Buzzer | ⑤ Body Color
W = Off-white | ⑥ Luminous Color
R = Red
Y = Amber
G = Green
B = Blue
C = White | ⑦ Globe Type
Blank = Colored
Z = Clear |
|-----------------------------------------------------------------------------------|-----------------------------------------------|-------------------------------------------------------------------------------------------------------------------------------------|-------------------------------------------------------------------------|-------------------------------|--------------------------------------------------------------------------------|----------------------------------------------|

Φ60mm Model Code

LR6-502WJBW-RYGBCZ

Model ① ② ③ ④ ⑤ ⑥ ⑦

- | | | | | | | |
|-----------------------------------------------------------------------------------|-------------------------------------------------------|----------------------------------------------------------------------------------------------------------------------------------------------------------------------------------------------------------------------------|-------------------------------------------------------------------------|------------------------------------------------|---------------------------------------------------------------------------------------------------|----------------------------------------------|
| ① Tiers
1 = 1 tier
2 = 2 tiers
3 = 3 tiers
4 = 4 tiers
5 = 5 tiers | ② Rated Voltage
02 = 24V DC
M2 = 100-240V AC *1 | ③ Mounting/Wiring
WJ = Direct Mount/Cable
LJ = Pole Mount with L-bracket/Cable
PJ = Pole Mount with Circular Bracket/Cable
QJ = Pole Mount with Folding Bracket/Cable *2
WC = Direct Mount/M12 Connector *2 | ④ Flashing/Buzzer
B = With Flashing/Buzzer
N = No Flashing/Buzzer | ⑤ Body Color
W = Off-white
U = Silver *3 | ⑥ Luminous Color
R = Red
Y = Amber
G = Green
B = Blue
C = White
M = Multi Color | ⑦ Globe Type
Blank = Colored
Z = Clear |
|-----------------------------------------------------------------------------------|-------------------------------------------------------|----------------------------------------------------------------------------------------------------------------------------------------------------------------------------------------------------------------------------|-------------------------------------------------------------------------|------------------------------------------------|---------------------------------------------------------------------------------------------------|----------------------------------------------|

*1 For WJ, LJ and PJ type only *2 For 24V DC and Off-white type only *3 For 24V DC type WJ, LJ and PJ type only

Φ70mm Model Code

LR7-502WJBW-RYGBC

Model ① ② ③ ④ ⑤ ⑥

- | | | | | | |
|-----------------------------------------------------------------------------------|--------------------------------|----------------------------------------------|-------------------------------------------------------------------------|-------------------------------|--------------------------------------------------------------------------------|
| ① Tiers
1 = 1 tier
2 = 2 tiers
3 = 3 tiers
4 = 4 tiers
5 = 5 tiers | ② Rated Voltage
02 = 24V DC | ③ Mounting/Wiring
WJ = Direct Mount/Cable | ④ Flashing/Buzzer
B = With Flashing/Buzzer
N = No Flashing/Buzzer | ⑤ Body Color
W = Off-white | ⑥ Luminous Color
R = Red
Y = Amber
G = Green
B = Blue
C = White |
|-----------------------------------------------------------------------------------|--------------------------------|----------------------------------------------|-------------------------------------------------------------------------|-------------------------------|--------------------------------------------------------------------------------|

LAN / USB / PoE / Wireless

Signal Tower

Beacons

Cube Tower

Audible Alarms and MP3 Voice Announciators

Hybrid Signaling Devices

LED Illumination

Optional Parts

Specification

Supported Transistors	NPN/PNP (Excluding M2 type)
Alarm Sound	4 patterns (switch by DIP switch) No.1: Intermittent sound (Pipipi) No.2: Continuous sound (pee) No.3: High and low tones No.4: Sweep sound (Hune) *It is possible to sound an alarm that turns on and off in 0.5 second cycles by shorting the buzzer and flashing common lines.
Volume control	Sound can be reduced by DIP switch

Optional Parts

For details refer to P. 93 to P. 98

Product Description	Model Number
Circular bracket	SZW-001W
Wall mounting bracket	SZK-002W/U/K
Wall mounting bracket	SZK-003W/U/K
Wall mounting bracket	SZK-004W
Circular multi-mount bracket	SZP-001W/U/K
1/2" NPT bracket	SZP-090U
1/2" NPT bracket	SZP-091U

Product Description	Model Number
Circular bracket	SZP-002U
Folding bracket	SZQ-001W
Circular bracket	SZP-003W/U/K
L-Bracket	SZL-001
Wall mounting bracket	SZK-001U

Product List Pre-Assembled Models

Compatible with WD Wireless Data Acquisition products (page. 11 - 13)

Model Number	WD Compatible	Size (mm)	Number of Tiers	Rated Voltage	Mounting	Alarm	Luminous Color	Clear Globe	Power Consumption	Mass
LR4-102WJNW(U)-R/Y/G		Φ40	1	24V DC	Direct		Red/Amber/Green		1.3W	0.205kg
LR4-202WJNW(U)-RY/RG		Φ40	2	24V DC	Direct		Red, Amber / Red, Green		2.6W	0.24kg
LR4-302WJNW(U)-RYG		Φ40	3	24V DC	Direct		Red, Amber, Green		3.9W	0.275kg
LR4-302WJNW-RYGZ		Φ40	3	24V DC	Direct		Red, Amber, Green	•	3.9W	0.275kg
LR4-402WJNW(U)-RYGB		Φ40	4	24V DC	Direct		Red, Amber, Green, Blue		5.2W	0.31kg
LR4-502WJNW(U)-RYGBC		Φ40	5	24V DC	Direct		Red, Amber, Green, Blue, White		6.5W	0.345kg
LR4-102WJBW(U)-R/Y/G		Φ40	1	24V DC	Direct	✓	Red / Amber / Green		2.6W	0.24kg
LR4-202WJBW(U)-RY/RG		Φ40	2	24V DC	Direct	✓	Red, Amber / Red, Green		3.9W	0.275kg
LR4-302WJBW(U)-RYG		Φ40	3	24V DC	Direct	✓	Red, Amber, Green		5.2W	0.31kg
LR4-302WJBW-RYGZ		Φ40	3	24V DC	Direct	✓	Red, Amber, Green	•	5.2W	0.31kg
LR4-402WJBW(U)-RYGB		Φ40	4	24V DC	Direct	✓	Red, Amber, Green, Blue		6.5W	0.345kg
LR4-502WJBW(U)-RYGBC		Φ40	5	24V DC	Direct	✓	Red, Amber, Green, Blue, White		7.8W	0.38kg
LR4-1M2WJNW-R/Y/G		Φ40	1	100 - 240V AC	Direct		Red / Amber / Green		1.8W	0.29kg
LR4-2M2WJNW-RY/RG		Φ40	2	100 - 240V AC	Direct		Red, Amber / Red, Green		3.6W	0.32kg
LR4-3M2WJNW-RYG		Φ40	3	100 - 240V AC	Direct		Red, Amber, Green		5.4W	0.355kg
LR4-4M2WJNW-RYGB		Φ40	4	100 - 240V AC	Direct		Red, Amber, Green, Blue		7.2W	0.39kg
LR4-5M2WJNW-RYGBC		Φ40	5	100 - 240V AC	Direct		Red, Amber, Green, Blue, White		9W	0.43kg
LR4-1M2WJBW-R/Y/G		Φ40	1	100 - 240V AC	Direct	✓	Red / Amber / Green		3.6W	0.32kg
LR4-2M2WJBW-RY/RG		Φ40	2	100 - 240V AC	Direct	✓	Red, Amber / Red, Green		5.4W	0.36kg
LR4-3M2WJBW-RYG		Φ40	3	100 - 240V AC	Direct	✓	Red, Amber, Green		7.2W	0.39kg
LR4-4M2WJBW-RYGB		Φ40	4	100 - 240V AC	Direct	✓	Red, Amber, Green, Blue		9W	0.43kg
LR4-5M2WJBW-RYGBC		Φ40	5	100 - 240V AC	Direct	✓	Red, Amber, Green, Blue, White		10.8W	0.46kg
LR5-101WJNW-R/Y/G		Φ50	1	12V DC	Direct		Red / Amber / Green		1.1W	0.24kg
LR5-201WJNW-RY/RG		Φ50	2	12V DC	Direct		Red, Amber / Red, Green		2.2W	0.28kg
LR5-301WJNW-RYG		Φ50	3	12V DC	Direct		Red, Amber, Green		3.3W	0.32kg
LR5-401WJNW-RYGB		Φ50	4	12V DC	Direct		Red, Amber, Green, Blue		4.4W	0.36kg
LR5-501WJNW-RYGBC		Φ50	5	12V DC	Direct		Red, Amber, Green, Blue, White		5.5W	0.4kg
LR5-101WJBW-R/Y/G		Φ50	1	12V DC	Direct	✓	Red / Amber / Green		2.3W	0.29kg
LR5-201WJBW-RY/RG		Φ50	2	12V DC	Direct	✓	Red, Amber / Red, Green		3.4W	0.33kg
LR5-301WJBW-RYG		Φ50	3	12V DC	Direct	✓	Red, Amber, Green		4.5W	0.37kg
LR5-401WJBW-RYGB		Φ50	4	12V DC	Direct	✓	Red, Amber, Green, Blue		5.6W	0.41kg
LR5-501WJBW-RYGBC		Φ50	5	12V DC	Direct	✓	Red, Amber, Green, Blue, White		6.7W	0.45kg
LR5-102WJNW-R/Y/G		Φ50	1	24V DC	Direct		Red / Amber / Green		1.3W	0.24kg
LR5-202WJNW-RY/RG		Φ50	2	24V DC	Direct		Red, Amber / Red, Green		2.6W	0.28kg
LR5-302WJNW-RYG		Φ50	3	24V DC	Direct		Red, Amber, Green		3.9W	0.32kg

Product List Pre-Assembled Models

Compatible with WD Wireless Data Acquisition products (page. 11 - 13)

Model Number	WD Compatible	Size (mm)	Number of Tiers	Rated Voltage	Mounting	Alarm	Luminous Color	Clear Globe	Power Consumption	Mass
LR5-402WJNW-RYGB	☐	Φ50	4	24V DC	Direct		Red, Amber, Green, Blue		5.2W	0.36kg
LR5-502WJNW-RYGB	☐	Φ50	5	24V DC	Direct		Red, Amber, Green, Blue, White		6.5W	0.4kg
LR5-102WJBW-R/Y/G	☐	Φ50	1	24V DC	Direct	✓	Red / Amber / Green		2.6W	0.29kg
LR5-202WJBW-RY/RG	☐	Φ50	2	24V DC	Direct	✓	Red, Amber / Red, Green		3.9W	0.33kg
LR5-302WJBW-RYG	☐	Φ50	3	24V DC	Direct	✓	Red, Amber, Green		5.2W	0.37kg
LR5-402WJBW-RYGB	☐	Φ50	4	24V DC	Direct	✓	Red, Amber, Green, Blue		6.5W	0.41kg
LR5-502WJBW-RYGB	☐	Φ50	5	24V DC	Direct	✓	Red, Amber, Green, Blue, White		7.8W	0.45kg
LR6-102WJNW(U)-R/Y/G	☐	Φ60	1	24V DC	Direct		Red / Amber / Green		1.3W	0.28kg
LR6-202WJNW(U)-RY/RG	☐	Φ60	2	24V DC	Direct		Red, Amber / Red, Green		2.6W	0.34kg
LR6-302WJNW(U)-RYG	☐	Φ60	3	24V DC	Direct		Red, Amber, Green		3.9W	0.4kg
LR6-302WJNW(U)-RYGZ	☐	Φ60	3	24V DC	Direct		Red, Amber, Green	•	3.9W	0.4kg
LR6-402WJNW(U)-RYGB	☐	Φ60	4	24V DC	Direct		Red, Amber, Green, Blue		5.2W	0.46kg
LR6-502WJNW(U)-RYGB	☐	Φ60	5	24V DC	Direct		Red, Amber, Green, Blue, White		6.5W	0.52kg
LR6-102WJBW(U)-R/Y/G	☐	Φ60	1	24V DC	Direct	✓	Red / Amber / Green		2.6W	0.34kg
LR6-202WJBW(U)-RY/RG	☐	Φ60	2	24V DC	Direct	✓	Red, Amber / Red, Green		3.9W	0.4kg
LR6-302WJBW(U)-RYG	☐	Φ60	3	24V DC	Direct	✓	Red, Amber, Green		5.2W	0.46kg
LR6-402WJBW(U)-RYGB	☐	Φ60	4	24V DC	Direct	✓	Red, Amber, Green, Blue		6.5W	0.52kg
LR6-502WJBW(U)-RYGB	☐	Φ60	5	24V DC	Direct	✓	Red, Amber, Green, Blue, White		7.8W	0.58kg
LR6-1M2WJNW-R/Y/G	☐	Φ60	1	100 - 240V AC	Direct		Red / Amber / Green		1.8W	0.38kg
LR6-2M2WJNW-RY/RG	☐	Φ60	2	100 - 240V AC	Direct		Red, Amber / Red, Green		3.6W	0.44kg
LR6-3M2WJNW-RYG	☐	Φ60	3	100 - 240V AC	Direct		Red, Amber, Green		5.4W	0.5kg
LR6-4M2WJNW-RYGB	☐	Φ60	4	100 - 240V AC	Direct		Red, Amber, Green, Blue		7.2W	0.56kg
LR6-5M2WJNW-RYGB	☐	Φ60	5	100 - 240V AC	Direct		Red, Amber, Green, Blue, White		9W	0.62kg
LR6-1M2WJBW-R/Y/G	☐	Φ60	1	100 - 240V AC	Direct	✓	Red / Amber / Green		3.6W	0.44kg
LR6-2M2WJBW-RY/RG	☐	Φ60	2	100 - 240V AC	Direct	✓	Red, Amber / Red, Green		5.4W	0.5kg
LR6-3M2WJBW-RYG	☐	Φ60	3	100 - 240V AC	Direct	✓	Red, Amber, Green		7.2W	0.56kg
LR6-4M2WJBW-RYGB	☐	Φ60	4	100 - 240V AC	Direct	✓	Red, Amber, Green, Blue		9W	0.62kg
LR6-5M2WJBW-RYGB	☐	Φ60	5	100 - 240V AC	Direct	✓	Red, Amber, Green, Blue, White		10.8W	0.68kg
LR7-102WJNW-R/Y/G		Φ70	1	24V DC	Direct		Red / Amber / Green		1.3W	0.31kg
LR7-202WJNW-RY/RG		Φ70	2	24V DC	Direct		Red, Amber / Red, Green		2.6W	0.37kg
LR7-302WJNW-RYG		Φ70	3	24V DC	Direct		Red, Amber, Green		3.9W	0.435kg
LR7-402WJNW-RYGB		Φ70	4	24V DC	Direct		Red, Amber, Green, Blue		5.2W	0.5kg
LR7-502WJNW-RYGB		Φ70	5	24V DC	Direct		Red, Amber, Green, Blue, White		6.5W	0.57kg
LR7-102WJBW-R/Y/G		Φ70	1	24V DC	Direct	✓	Red / Amber / Green		2.6W	0.38kg
LR7-202WJBW-RY/RG		Φ70	2	24V DC	Direct	✓	Red, Amber / Red, Green		3.9W	0.44kg
LR7-302WJBW-RYG		Φ70	3	24V DC	Direct	✓	Red, Amber, Green		5.2W	0.505kg
LR7-402WJBW-RYGB		Φ70	4	24V DC	Direct	✓	Red, Amber, Green, Blue		6.5W	0.57kg
LR7-502WJBW-RYGB		Φ70	5	24V DC	Direct	✓	Red, Amber, Green, Blue, White		7.8W	0.635kg
LR6-302WJBW-RYGZ	☐	Φ60	3	24V DC	Direct	✓	Red, Amber, Green	•	5.2W	0.46kg
LR4-102LJNW(U)-R/Y/G		Φ40	1	24V DC	Pole with L-bracket		Red / Amber / Green		1.3W	0.495kg
LR4-202LJNW(U)-RY/RG		Φ40	2	24V DC	Pole with L-bracket		Red, Amber / Red, Green		2.6W	0.53kg
LR4-302LJNW(U)-RYG		Φ40	3	24V DC	Pole with L-bracket		Red, Amber, Green		3.9W	0.565kg
LR4-302LJNW(U)-RYGZ		Φ40	3	24V DC	Pole with L-bracket		Red, Amber, Green	•	3.9W	0.565kg
LR4-402LJNW(U)-RYGB		Φ40	4	24V DC	Pole with L-bracket		Red, Amber, Green, Blue		5.2W	0.6kg
LR4-502LJNW(U)-RYGB		Φ40	5	24V DC	Pole with L-bracket		Red, Amber, Green, Blue, White		6.5W	0.635kg
LR4-102LJBW(U)-R/Y/G		Φ40	1	24V DC	Pole with L-bracket	✓	Red / Amber / Green		2.6W	0.53kg
LR4-202LJBW(U)-RY/RG		Φ40	2	24V DC	Pole with L-bracket	✓	Red, Amber / Red, Green		3.9W	0.565kg
LR4-302LJBW(U)-RYG		Φ40	3	24V DC	Pole with L-bracket	✓	Red, Amber, Green		5.2W	0.6kg
LR4-302LJBW-RYGZ		Φ40	3	24V DC	Pole with L-bracket	✓	Red, Amber, Green	•	5.2W	0.6kg
LR4-402LJBW(U)-RYGB		Φ40	4	24V DC	Pole with L-bracket	✓	Red, Amber, Green, Blue		6.5W	0.635kg
LR4-502LJBW(U)-RYGB		Φ40	5	24V DC	Pole with L-bracket	✓	Red, Amber, Green, Blue, White		7.8W	0.67kg
* LR4-1M2LJNW-R/Y/G		Φ40	1	100 - 240V AC	Pole with L-bracket		Red / Amber / Green		1.8W	0.575kg
* LR4-2M2LJNW-RY/RG		Φ40	2	100 - 240V AC	Pole with L-bracket		Red, Amber / Red, Green		3.6W	0.61kg
* LR4-3M2LJNW-RYG		Φ40	3	100 - 240V AC	Pole with L-bracket		Red, Amber, Green		5.4W	0.645kg
* LR4-4M2LJNW-RYGB		Φ40	4	100 - 240V AC	Pole with L-bracket		Red, Amber, Green, Blue		7.2W	0.68kg
* LR4-5M2LJNW-RYGB		Φ40	5	100 - 240V AC	Pole with L-bracket		Red, Amber, Green, Blue, White		9W	0.715kg

RT

LAN / USB / PoE / Wireless

Signal Tower

Beacons

Cube Tower

Audible Alarms and MP3 Voice Announcers

Hybrid Signaling Devices

LED Illumination

Optional Parts

Model Number	WD Compatible	Size (mm)	Number of Tiers	Rated Voltage	Mounting	Alarm	Luminous Color	Clear Globe	Power Consumption	Mass
* LR4-1M2LJBW-R/Y/G		Φ40	1	100 - 240V AC	Pole with L-bracket	✓	Red / Amber / Green		3.6W	0.61kg
* LR4-2M2LJBW-RY/RG		Φ40	2	100 - 240V AC	Pole with L-bracket	✓	Red, Amber / Red, Green		5.4W	0.645kg
* LR4-3M2LJBW-RYG		Φ40	3	100 - 240V AC	Pole with L-bracket	✓	Red, Amber, Green		7.2W	0.68kg
* LR4-4M2LJBW-RYGB		Φ40	4	100 - 240V AC	Pole with L-bracket	✓	Red, Amber, Green, Blue		9W	0.715kg
* LR4-5M2LJBW-RYGBC		Φ40	5	100 - 240V AC	Pole with L-bracket	✓	Red, Amber, Green, Blue, White		10.8W	0.75kg
LR5-101LJNW-R/Y/G	Ⓛ	Φ50	1	12V DC	Pole with L-bracket		Red / Amber / Green		1.1W	0.53kg
LR5-201LJNW-RY/RG	Ⓛ	Φ50	2	12V DC	Pole with L-bracket		Red, Amber / Red, Green		2.2W	0.57kg
LR5-301LJNW-RYG	Ⓛ	Φ50	3	12V DC	Pole with L-bracket		Red, Amber, Green		3.3W	0.61kg
LR5-401LJNW-RYGB	Ⓛ	Φ50	4	12V DC	Pole with L-bracket		Red, Amber, Green, Blue		4.4W	0.65kg
LR5-501LJNW-RYGBC	Ⓛ	Φ50	5	12V DC	Pole with L-bracket		Red, Amber, Green, Blue, White		5.5W	0.69kg
LR5-101LJBW-R/Y/G	Ⓛ	Φ50	1	12V DC	Pole with L-bracket	✓	Red / Amber / Green		2.3W	0.58kg
LR5-201LJBW-RY/RG	Ⓛ	Φ50	2	12V DC	Pole with L-bracket	✓	Red, Amber / Red, Green		3.4W	0.57kg
LR5-301LJBW-RYG	Ⓛ	Φ50	3	12V DC	Pole with L-bracket	✓	Red, Amber, Green		4.5W	0.66kg
LR5-401LJBW-RYGB	Ⓛ	Φ50	4	12V DC	Pole with L-bracket	✓	Red, Amber, Green, Blue		5.6W	0.65kg
LR5-501LJBW-RYGBC	Ⓛ	Φ50	5	12V DC	Pole with L-bracket	✓	Red, Amber, Green, Blue, White		6.7W	0.74kg
LR5-102LJNW-R/Y/G	Ⓛ	Φ50	1	24V DC	Pole with L-bracket		Red / Amber / Green		1.3W	0.53kg
LR5-202LJNW-RY/RG	Ⓛ	Φ50	2	24V DC	Pole with L-bracket		Red, Amber / Red, Green		2.6W	0.57kg
LR5-302LJNW-RYG	Ⓛ	Φ50	3	24V DC	Pole with L-bracket		Red, Amber, Green		3.9W	0.61kg
LR5-402LJNW-RYGB	Ⓛ	Φ50	4	24V DC	Pole with L-bracket		Red, Amber, Green, Blue		5.2W	0.65kg
LR5-502LJNW-RYGBC	Ⓛ	Φ50	5	24V DC	Pole with L-bracket		Red · Amber · Green · Blue · White		6.5W	0.69kg
LR5-102LJBW-R/Y/G	Ⓛ	Φ50	1	24V DC	Pole with L-bracket	✓	Red / Amber / Green		2.6W	0.58kg
LR5-202LJBW-RY/RG	Ⓛ	Φ50	2	24V DC	Pole with L-bracket	✓	Red, Amber / Red, Green		3.9W	0.62kg
LR5-302LJBW-RYG	Ⓛ	Φ50	3	24V DC	Pole with L-bracket	✓	Red, Amber, Green		5.2W	0.66kg
LR5-402LJBW-RYGB	Ⓛ	Φ50	4	24V DC	Pole with L-bracket	✓	Red, Amber, Green, Blue		6.5W	0.7kg
LR5-502LJBW-RYGBC	Ⓛ	Φ50	5	24V DC	Pole with L-bracket	✓	Red, Amber, Green, Blue, White		7.8W	0.74kg
LR6-102LJNW(U)-R/Y/G	Ⓛ	Φ60	1	24V DC	Pole with L-bracket		Red / Amber / Green		1.3W	0.56kg
LR6-202LJNW(U)-RY/RG	Ⓛ	Φ60	2	24V DC	Pole with L-bracket		Red, Amber / Red, Green		2.6W	0.62kg
LR6-302LJNW(U)-RYG	Ⓛ	Φ60	3	24V DC	Pole with L-bracket		Red, Amber, Green		3.9W	0.68kg
LR6-302LJNW-RYGZ	Ⓛ	Φ60	3	24V DC	Pole with L-bracket		Red, Amber, Green	•	3.9W	0.68kg
LR6-402LJNW(U)-RYGB	Ⓛ	Φ60	4	24V DC	Pole with L-bracket		Red, Amber, Green, Blue		5.2W	0.74kg
LR6-502LJNW(U)-RYGBC	Ⓛ	Φ60	5	24V DC	Pole with L-bracket		Red, Amber, Green, Blue, White		6.5W	0.8kg
LR6-102LJBW(U)-R/Y/G	Ⓛ	Φ60	1	24V DC	Pole with L-bracket	✓	Red / Amber / Green		2.6W	0.62kg
LR6-202LJBW(U)-RY/RG	Ⓛ	Φ60	2	24V DC	Pole with L-bracket	✓	Red, Amber / Red, Green		3.9W	0.68kg
LR6-302LJBW(U)-RYG	Ⓛ	Φ60	3	24V DC	Pole with L-bracket	✓	Red, Amber, Green		5.2W	0.74kg
LR6-402LJBW(U)-RYGZ	Ⓛ	Φ60	3	24V DC	Pole with L-bracket	✓	Red, Amber, Green	•	5.2W	0.74kg
LR6-402LJBW(U)-RYGB	Ⓛ	Φ60	4	24V DC	Pole with L-bracket	✓	Red, Amber, Green, Blue		6.5W	0.8kg
LR6-502LJBW(U)-RYGBC	Ⓛ	Φ60	5	24V DC	Pole with L-bracket	✓	Red, Amber, Green, Blue, White		7.8W	0.86kg
* LR6-1M2LJNW-R/Y/G	Ⓛ	Φ60	1	100 - 240V AC	Pole with L-bracket		Red / Amber / Green		1.8W	0.66kg
* LR6-2M2LJNW-RY/RG	Ⓛ	Φ60	2	100 - 240V AC	Pole with L-bracket		Red, Amber / Red, Green		3.6W	0.72kg
* LR6-3M2LJNW-RYG	Ⓛ	Φ60	3	100 - 240V AC	Pole with L-bracket		Red, Amber, Green		5.4W	0.78kg
* LR6-4M2LJNW-RYGB	Ⓛ	Φ60	4	100 - 240V AC	Pole with L-bracket		Red, Amber, Green, Blue		7.2W	0.84kg
* LR6-5M2LJNW-RYGBC	Ⓛ	Φ60	5	100 - 240V AC	Pole with L-bracket		Red, Amber, Green, Blue, White		9W	0.9kg
* LR6-1M2LJBW-R/Y/G	Ⓛ	Φ60	1	100 - 240V AC	Pole with L-bracket	✓	Red / Amber / Green		3.6W	0.72kg
* LR6-2M2LJBW-RY/RG	Ⓛ	Φ60	2	100 - 240V AC	Pole with L-bracket	✓	Red, Amber / Red, Green		5.4W	0.78kg
* LR6-3M2LJBW-RYG	Ⓛ	Φ60	3	100 - 240V AC	Pole with L-bracket	✓	Red, Amber, Green		7.2W	0.84kg
* LR6-4M2LJBW-RYGB	Ⓛ	Φ60	4	100 - 240V AC	Pole with L-bracket	✓	Red, Amber, Green, Blue		9W	0.9kg
* LR6-5M2LJBW-RYGBC	Ⓛ	Φ60	5	100 - 240V AC	Pole with L-bracket	✓	Red, Amber, Green, Blue, White		10.8W	0.96kg
LR4-102PJNW(U)-R/Y/G		Φ40	1	24V DC	Pole with circular bracket		Red / Amber / Green		1.3W	0.395kg
LR4-202PJNW(U)-RY/RG		Φ40	2	24V DC	Pole with circular bracket		Red, Amber / Red, Green		2.6W	0.43kg
LR4-302PJNW(U)-RYG		Φ40	3	24V DC	Pole with circular bracket		Red, Amber, Green		3.9W	0.465kg
LR4-402PJNW(U)-RYGB		Φ40	4	24V DC	Pole with circular bracket		Red, Amber, Green, Blue		5.2W	0.5kg
LR4-502PJNW(U)-RYGBC		Φ40	5	24V DC	Pole with circular bracket		Red, Amber, Green, Blue, White		6.5W	0.535kg
LR4-102PJBW(U)-R/Y/G		Φ40	1	24V DC	Pole with circular bracket	✓	Red / Amber / Green		2.6W	0.43kg























* Not suitable for KC (KN 61000-6-4, KN 61000-6-2) and Low Voltage Directive (TEC / EN 60947-5-1, EN 62471).

Product List Pre-Assembled Models

 ...Compatible with WD Wireless Data Acquisition products (page. 11 - 13)

Model Number	WD Compatible	Size (mm)	Number of Tiers	Rated Voltage	Mounting	Alarm	Luminous Color	Clear Globe	Power Consumption	Mass
LR4-202PJBW(U)-RY/RG		Φ40	2	24V DC	Pole with circular bracket	✓	Red, Amber / Red, Green		3.9W	0.465kg
LR4-302PJBW(U)-RYG		Φ40	3	24V DC	Pole with circular bracket	✓	Red, Amber, Green		5.2W	0.5kg
LR4-402PJBW(U)-RYGB		Φ40	4	24V DC	Pole with circular bracket	✓	Red, Amber, Green, Blue		6.5W	0.535kg
LR4-502PJBW(U)-RYGBC		Φ40	5	24V DC	Pole with circular bracket	✓	Red, Amber, Green, Blue, White		7.8W	0.57kg
LR4-1M2PJNW-R/Y/G		Φ40	1	100 - 240V AC	Pole with circular bracket		Red / Amber / Green		1.8W	0.48kg
LR4-2M2PJNW-RY/RG		Φ40	2	100 - 240V AC	Pole with circular bracket		Red, Amber / Red, Green		3.6W	0.51kg
LR4-3M2PJNW-RYG		Φ40	3	100 - 240V AC	Pole with circular bracket		Red, Amber, Green		5.4W	0.545kg
LR4-4M2PJNW-RYGB		Φ40	4	100 - 240V AC	Pole with circular bracket		Red, Amber, Green, Blue		7.2W	0.58kg
LR4-5M2PJNW-RYGBC		Φ40	5	100 - 240V AC	Pole with circular bracket		Red, Amber, Green, Blue, White		9W	0.62kg
LR4-1M2PJBW-R/Y/G		Φ40	1	100 - 240V AC	Pole with circular bracket	✓	Red / Amber / Green		3.6W	0.51kg
LR4-2M2PJBW-RY/RG		Φ40	2	100 - 240V AC	Pole with circular bracket	✓	Red, Amber / Red, Green		5.4W	0.55kg
LR4-3M2PJBW-RYG		Φ40	3	100 - 240V AC	Pole with circular bracket	✓	Red, Amber, Green		7.2W	0.58kg
LR4-4M2PJBW-RYGB		Φ40	4	100 - 240V AC	Pole with circular bracket	✓	Red, Amber, Green, Blue		9W	0.62kg
LR4-5M2PJBW-RYGBC		Φ40	5	100 - 240V AC	Pole with circular bracket	✓	Red, Amber, Green, Blue, White		10.8W	0.65kg
LR5-101PJNW-R/Y/G		Φ50	1	12V DC	Pole with circular bracket		Red / Amber / Green		1.1W	0.42kg
LR5-201PJNW-RY/RG		Φ50	2	12V DC	Pole with circular bracket		Red, Amber / Red, Green		2.2W	0.46kg
LR5-301PJNW-RYG		Φ50	3	12V DC	Pole with circular bracket		Red, Amber, Green		3.3W	0.5kg
LR5-401PJNW-RYGB		Φ50	4	12V DC	Pole with circular bracket		Red, Amber, Green, Blue		4.4W	0.54kg
LR5-501PJNW-RYGBC		Φ50	5	12V DC	Pole with circular bracket		Red, Amber, Green, Blue, White		5.5W	0.58kg
LR5-101PJBW-R/Y/G		Φ50	1	12V DC	Pole with circular bracket	✓	Red / Amber / Green		2.3W	0.47kg
LR5-201PJBW-RY/RG		Φ50	2	12V DC	Pole with circular bracket	✓	Red, Amber / Red, Green		3.4W	0.51kg
LR5-301PJBW-RYG		Φ50	3	12V DC	Pole with circular bracket	✓	Red, Amber, Green		4.5W	0.55kg
LR5-401PJBW-RYGB		Φ50	4	12V DC	Pole with circular bracket	✓	Red, Amber, Green, Blue		5.6W	0.59kg
LR5-501PJBW-RYGBC		Φ50	5	12V DC	Pole with circular bracket	✓	Red, Amber, Green, Blue, White		6.7W	0.63kg
LR5-102PJNW-R/Y/G		Φ50	1	24V DC	Pole with circular bracket		Red/Amber/Green		1.3W	0.42kg
LR5-202PJNW-RY/RG		Φ50	2	24V DC	Pole with circular bracket		Red, Amber, red, and green		2.6W	0.46kg
LR5-302PJNW-RYG		Φ50	3	24V DC	Pole with circular bracket		Red · Amber · Green		3.9W	0.5kg
LR5-402PJNW-RYGB		Φ50	4	24V DC	Pole with circular bracket		Red · Amber · Green · Blue		5.2W	0.54kg
LR5-502PJNW-RYGBC		Φ50	5	24V DC	Pole with circular bracket		Red · Amber · Green · Blue · White		6.5W	0.58kg
LR5-102PJBW-R/Y/G		Φ50	1	24V DC	Pole with circular bracket	✓	Red/Amber/Green		2.6W	0.47kg
LR5-202PJBW-RY/RG		Φ50	2	24V DC	Pole with circular bracket	✓	Red, Amber, red, and green		3.9W	0.51kg
LR5-302PJBW-RYG		Φ50	3	24V DC	Pole with circular bracket	✓	Red · Amber · Green		5.2W	0.55kg
LR5-402PJBW-RYGB		Φ50	4	24V DC	Pole with circular bracket	✓	Red · Amber · Green · Blue		6.5W	0.59kg
LR5-502PJBW-RYGBC		Φ50	5	24V DC	Pole with circular bracket	✓	Red · Amber · Green · Blue · White		7.8W	0.63kg
LR6-102PJNW-R/Y/G		Φ60	1	24V DC	Pole with circular bracket		Red / Amber / Green		1.3W	0.46kg
LR6-202PJNW-RY/RG		Φ60	2	24V DC	Pole with circular bracket		Red, Amber / Red, Green		2.6W	0.52kg
LR6-302PJNW-RYG		Φ60	3	24V DC	Pole with circular bracket		Red, Amber, Green		3.9W	0.58kg
LR6-402PJNW-RYGB		Φ60	4	24V DC	Pole with circular bracket		Red, Amber, Green, Blue		5.2W	0.64kg
LR6-502PJNW-RYGBC		Φ60	5	24V DC	Pole with circular bracket		Red, Amber, Green, Blue, White		6.5W	0.7kg
LR6-102PJBW-R/Y/G		Φ60	1	24V DC	Pole with circular bracket	✓	Red / Amber / Green		2.6W	0.52kg
LR6-202PJBW-RY/RG		Φ60	2	24V DC	Pole with circular bracket	✓	Red, Amber / Red, Green		3.9W	0.58kg
LR6-302PJBW-RYG		Φ60	3	24V DC	Pole with circular bracket	✓	Red, Amber, Green		5.2W	0.64kg
LR6-402PJBW-RYGB		Φ60	4	24V DC	Pole with circular bracket	✓	Red, Amber, Green, Blue		6.5W	0.7kg
LR6-502PJBW-RYGBC		Φ60	5	24V DC	Pole with circular bracket	✓	Red, Amber, Green, Blue, White		7.8W	0.76kg

* Not suitable for KC (KN 61000-6-4, KN 61000-6-2) and Low Voltage Directive (TEC / EN 60947-5-1, EN 62471).

Model Number	WD Compatible	Size (mm)	Number of Tiers	Rated Voltage	Mounting	Alarm	Luminous Color	Clear Globe	Power Consumption	Mass
LR6-1M2PJNW-R/Y/G		Φ60	1	100 - 240V AC	Pole with circular bracket		Red / Amber / Green		1.8W	0.56kg
LR6-2M2PJNW-RY/RG		Φ60	2	100 - 240V AC	Pole with circular bracket		Red, Amber / Red, Green		3.6W	0.62kg
LR6-3M2PJNW-RYG		Φ60	3	100 - 240V AC	Pole with circular bracket		Red, Amber, Green		5.4W	0.68kg
LR6-4M2PJNW-RYGB		Φ60	4	100 - 240V AC	Pole with circular bracket		Red, Amber, Green, Blue		7.2W	0.74kg
LR6-5M2PJNW-RYGBC		Φ60	5	100 - 240V AC	Pole with circular bracket		Red, Amber, Green, Blue, White		9W	0.8kg
LR6-1M2PJBW-R/Y/G		Φ60	1	100 - 240V AC	Pole with circular bracket	✓	Red / Amber / Green		3.6W	0.62kg
LR6-2M2PJBW-RY/RG		Φ60	2	100 - 240V AC	Pole with circular bracket	✓	Red, Amber / Red, Green		5.4W	0.68kg
LR6-3M2PJBW-RYG		Φ60	3	100 - 240V AC	Pole with circular bracket	✓	Red, Amber, Green		7.2W	0.74kg
LR6-4M2PJBW-RYGB		Φ60	4	100 - 240V AC	Pole with circular bracket	✓	Red, Amber, Green, Blue		9W	0.8kg
LR6-5M2PJBW-RYGBC		Φ60	5	100 - 240V AC	Pole with circular bracket	✓	Red, Amber, Green, Blue, White		10.8W	0.86kg
LR6-302PJNW-RYGZ		Φ60	3	24V DC	Pole with circular bracket		Red, Amber, Green	•	3.9W	0.58kg
LR6-302PJBW-RYGZ		Φ60	3	24V DC	Pole with circular bracket	✓	Red, Amber, Green	•	5.2W	0.64kg
LR4-102QJNW-R/Y/G		Φ40	1	24V DC	Pole with folding bracket		Red / Amber / Green		1.3W	0.455kg
LR4-202QJNW-RY/RG		Φ40	2	24V DC	Pole with folding bracket		Red, Amber / Red, Green		2.6W	0.49kg
LR4-302QJNW-RYG		Φ40	3	24V DC	Pole with folding bracket		Red, Amber, Green		3.9W	0.525kg
LR4-402QJNW-RYGB		Φ40	4	24V DC	Pole with folding bracket		Red, Amber, Green, Blue		5.2W	0.56kg
LR4-502QJNW-RYGBC		Φ40	5	24V DC	Pole with folding bracket		Red, Amber, Green, Blue, White		6.5W	0.595kg
LR4-102QJBW-R/Y/G		Φ40	1	24V DC	Pole with folding bracket	✓	Red / Amber / Green		2.6W	0.49kg
LR4-202QJBW-RY/RG		Φ40	2	24V DC	Pole with folding bracket	✓	Red, Amber / Red, Green		3.9W	0.525kg
LR4-302QJBW-RYG		Φ40	3	24V DC	Pole with folding bracket	✓	Red, Amber, Green		5.2W	0.56kg
LR4-402QJBW-RYGB		Φ40	4	24V DC	Pole with folding bracket	✓	Red, Amber, Green, Blue		6.5W	0.595kg
LR4-502QJBW-RYGBC		Φ40	5	24V DC	Pole with folding bracket	✓	Red, Amber, Green, Blue, White		7.8W	0.63kg
LR6-102QJNW-R/Y/G		Φ60	1	24V DC	Pole with folding bracket		Red / Amber / Green		1.3W	0.52kg
LR6-202QJNW-RY/RG		Φ60	2	24V DC	Pole with folding bracket		Red, Amber / Red, Green		2.6W	0.58kg
LR6-302QJNW-RYG		Φ60	3	24V DC	Pole with folding bracket		Red, Amber, Green		3.9W	0.64kg
LR6-402QJNW-RYGB		Φ60	4	24V DC	Pole with folding bracket		Red, Amber, Green, Blue		5.2W	0.7kg
LR6-502QJNW-RYGBC		Φ60	5	24V DC	Pole with folding bracket		Red, Amber, Green, Blue, White		6.5W	0.76kg
LR6-102QJBW-R/Y/G		Φ60	1	24V DC	Pole with folding bracket	✓	Red / Amber / Green		2.6W	0.58kg
LR6-202QJBW-RY/RG		Φ60	2	24V DC	Pole with folding bracket	✓	Red, Amber / Red, Green		3.9W	0.64kg
LR6-302QJBW-RYG		Φ60	3	24V DC	Pole with folding bracket	✓	Red, Amber, Green		5.2W	0.7kg
LR6-402QJBW-RYGB		Φ60	4	24V DC	Pole with folding bracket	✓	Red, Amber, Green, Blue		6.5W	0.76kg
LR6-502QJBW-RYGBC		Φ60	5	24V DC	Pole with folding bracket	✓	Red, Amber, Green, Blue, White		7.8W	0.82kg
LR6-302WCNW-RYG		Φ60	3	24V DC	Multi-mount / M12 connector	✓	Red, Amber, Green		3.0W	0.35kg

Select Alarm Unit for Flashing / Alarm Function



LR4~7

Φ40~70

Model Number	Size (mm)	Mass
LR4-BW/U	Φ40	0.035kg
LR5-BW/U/K	Φ50	0.05kg
LR5-BW+B0960	Φ50	0.05kg
LR6-BW/U	Φ60	0.06kg
LR6-BW+B0960	Φ60	0.06kg
LR7-BW/U/K	Φ70	0.07kg

Select LED Unit(s)



LR4~7

Φ40~70

Model Number	Size (mm)	Luminous Color	Clear Globe	Mass
LR4-E-R/Y/G/B/C	Φ40	Red/ Amber /Green/Blue/White		0.035kg
LR4-E-RZ/YZ/GZ/BZ	Φ40	Red/ Amber/Green/Blue	•	0.035kg
LR5-E-R/Y/G/B/C	Φ50	Red/ Amber /Green/Blue/White		0.04kg
LR6-E-R/Y/G/B/C	Φ60	Red/ Amber /Green/Blue/White		0.04kg
LR6-E-RZ/YZ/GZ/BZ	Φ60	Red/ Amber/Green/Blue	•	0.06kg
LR6-E-MZ	Φ60	Multi-color 7 colors	•	0.06kg
LR7-E-R/Y/G/B/C	Φ70	Red/ Amber /Green/Blue/White		0.065kg
LR4-E-R/Y/G/B/C-A	Φ40	Red/ Amber /Green/Blue/White		0.035kg

Select Body Unit

Model Number	Size (mm)	Rated Voltage	Mounting	Wiring	Mass
LR4-02WJNW(U)	Φ40	24V DC	Direct	Cable	0.17kg
LR4-M2WJNW	Φ40	100~240V AC	Direct	Cable	0.25kg
LR5-01WJNW	Φ50	12V DC	Direct	Cable	0.2kg
LR5-02WJNW	Φ50	24V DC	Direct	Cable	0.2kg
LR6-02WJNW(U)	Φ60	24V DC	Direct	Cable	0.22kg
LR6-M2WJNW	Φ60	100~240V AC	Direct	Cable	0.32kg
LR7-02WJNW	Φ70	24V DC	Direct	Cable	0.24kg
LR5-02WTNW(U)(K)	Φ50	24V DC	Direct	Screwless terminal block	0.10kg
LR7-02WTNW(U)(K)	Φ70	24V DC	Direct	Screwless terminal block	0.15kg
LR5-02KTNW(U)(K)	Φ50	24V DC	Dual-mount with knockout holes	Screwless terminal block	0.10kg
LR7-02KTNW(U)(K)	Φ70	24V DC	Dual-mount with knockout holes	Screwless terminal block	0.15kg
LR4-02LJNW(U)	Φ40	24V DC	Pole with L-bracket	Cable	0.46kg
LR4-M2LJNW	Φ40	100~240V AC	Pole with L-bracket	Cable	0.54kg
LR5-01LJNW	Φ50	12V DC	Pole with L-bracket	Cable	0.49kg
LR5-02LJNW	Φ50	24V DC	Pole with L-bracket	Cable	0.49kg

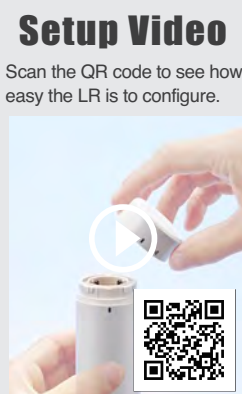
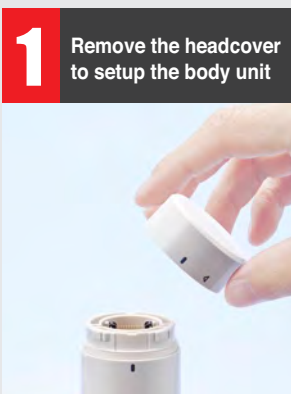
LR6-02WJNW



- ① Size
4 = ϕ 40
5 = ϕ 50
6 = ϕ 60
7 = ϕ 70
- ② Rated Voltage
01 = 12V DC*¹
02 = 24V DC
M2 = 100 - 240V AC*²
- ③ Mounting/Wiring
WJ = Direct Mount/Cable
WT = Direct Mount/Terminal*³
KT = Knock-outs Mount/Terminal*³
WC = Direct Mount/M12 Connector*⁴
LJ = Pole Mount with L-bracket/Cable*⁵
PJ = Pole Mount with Circular Bracket/Cable*⁵
QJ = Pole Mount with Folding Bracket/Cable*⁶
- ④ Flashing/Buzzer
N = No Flashing/Buzzer
- ⑤ Body Color
W = Off-white
U = Silver
K = Black*⁷

*1. For LR5 models only
*2. For LR4 and LR6 models with WJ, LJ, and PJ mounting
*3. For LR5, LR7 24V DC models only
*4. For LR6 24V DC models only
*5. For LR4, LR5 and LR6 models
*6. For LR4 and LR6 models with 24V DC, Off-white body only
*7. For LR5, LR7 models only

3 Easy Steps



Model Number	Size (mm)	Rated Voltage	Mounting	Wiring	Mass
LR6-02LJNW(U)	ϕ 60	24V DC	Pole with L-bracket	Cable	0.5kg
LR6-M2LJNW	ϕ 60	100~240V AC	Pole with L-bracket	Cable	0.6kg
LR4-02PJNW(U)	ϕ 40	24V DC	Pole with circular bracket	Cable	0.36kg
LR4-M2PJNW	ϕ 40	100~240V AC	Pole with circular bracket	Cable	0.44kg
LR5-01PJNW	ϕ 50	12V DC	Pole with circular bracket	Cable	0.38kg
LR5-02PJNW	ϕ 50	24V DC	Pole with circular bracket	Cable	0.38kg
LR6-02PJNW(U)	ϕ 60	24V DC	Pole with circular bracket	Cable	0.4kg
LR6-M2PJNW	ϕ 60	100~240V AC	Pole with circular bracket	Cable	0.5kg
LR6-M2PJNA	ϕ 60	100~240V AC	Pole with circular bracket	Cable	0.5kg
LR4-02QJNW	ϕ 40	24V DC	Pole with folding bracket	Cable	0.42kg
LR6-02QJNW	ϕ 60	24V DC	Pole with folding bracket	Cable	0.46kg
LR6-02WCNW	ϕ 60	24V DC	Muilt	M12 Connector	0.17kg

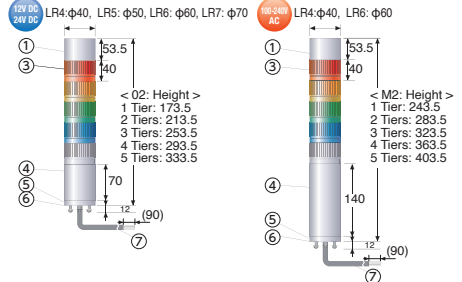
Removable Screwless Terminal

New removable terminal for easy wiring.

The terminal can be pulled out

Outer Dimensional Drawing (Unit: mm)

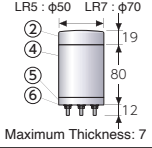
Mount A [WJ] Direct Mount/Cable (01: 12V DC / 02: 24V DC) (M2: 100-240V AC)



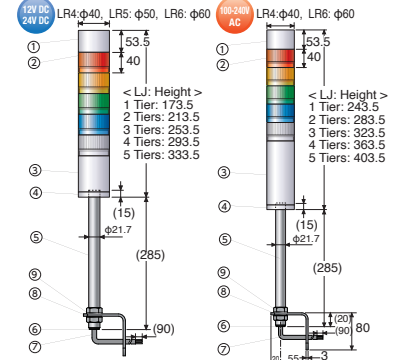
Panel Thickness: 7mm max
Cable Length: (1300)
U type: (3300)
Cable Diameter: $\phi 7.5$

No.	Description	Material
①	Buzzer Unit	PC
②	Head Cover	PC
③	LED Unit	Globe: PC
④	Body	PC
⑤	Direct Mount Bracket	PC
⑥	Waterproof Packing	Silicone Rubber
⑦	Cable	PVC

Mount A [WT] Direct Mount/ Screwless Terminal (Body Unit)



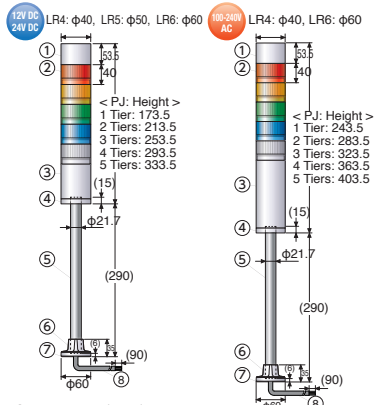
Mount B [LJ] Pole Mount with L-bracket & Cable (01: 12V DC / 02: 24V DC) (M2: 100-240V AC)



Cable Length: (1000)
U type: (3000)
Cable Diameter: $\phi 7.5$

No.	Description	Material
①	Buzzer Unit	PC
②	LED Unit	Globe: PC
③	Body	PC
④	Pole Bracket	PC
⑤	Pole	AL
⑥	Rubber Bushing	EPR Rubber
⑦	Cable	PVC
⑧	L-bracket	Steel
⑨	Hexagon Nut M22	SUM

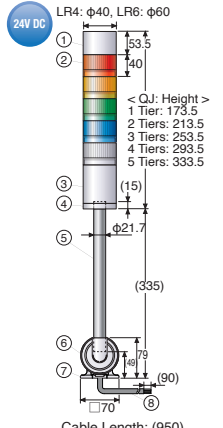
Mount A [PJ] Pole Mount with/Circular Bracket & Cable (01: 12V DC / 02: 24V DC) (M2: 100-240V AC)



Cable Length: (1000)
U type: (3000)
Cable Diameter: $\phi 7.5$

No.	Description	Material
①	Buzzer Unit	PC
②	LED Unit	Globe: PC
③	Body	PC
④	Pole Bracket	PC
⑤	Pole	AL
⑥	Circular Bracket	PC
⑦	Waterproof Packing	Silicon Rubber
⑧	Cable	PVC

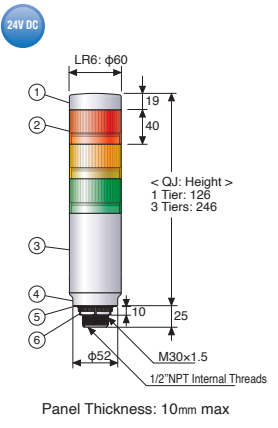
Mount C [QJ] Pole Mount with Folding Bracket & Cable (02: 24V DC)



Cable Length: (950)
Cable Diameter: $\phi 7.5$

No.	Description	Material
①	Buzzer Unit	PC
②	LED Unit	Globe: PC
③	Body	PC
④	Pole Bracket	PC
⑤	Pole	AL
⑥	Folding Bracket	PC
⑦	Waterproof Packing	CR
⑧	Cable	PVC

Mount D [WC] Direct Mount with M12 Connector (02: 24V DC)



Panel Thickness: 10mm max

No.	Description	Material
①	Head Cover	PC
②	LED Unit	Globe: PC
③	Body	PC
④	Direct Mount Bracket	PC
⑤	Waterproof Packing	Silicone Rubber
⑥	M30 Nut	PC

Mounting Dimensions (Unit: mm)

Mount A Mounting Diagram [WJ] / [PJ] / [WT] / [KT]

Mounting Holes x3	Nut/Screw	(*) [KT] Direct Mount when using accessory
LR4/S-WJ	$\phi 4$ M3	LR4/S-WJ $\phi 30$
LR5-WT/KT*		LR5-WT/KT* $\phi 30$
LR4/S/PJ		LR4/S/PJ $\phi 40$
LR6/7-WJ	$\phi 5$ M4	LR6/7-WJ $\phi 40$
LR7-WT/KT*		LR7-WT/KT* $\phi 40$

Recommended Torque: 0.6 N/m

Mount B Mounting Diagram [LJ]

For M8 bolt and nut size: Recommended Torque 30 N·m

For M10 bolt and nut size: Recommended Bolt Torque 12.2 N/m

- Drill mounting and wire distribution holes. For [KT] models select one of the two mounting options.
- Feed wires through appropriate holes.
- Secure product with bolts and nuts. (Bolts and nuts are separate purchase)













Mount C Mounting Diagram [QJ]

Recommended Torque: 1.4 N/m

Mount D Mounting Dimensional Drawing (M30 x 1.5 Installation)

Recommended Torque: 4.5 N/m

Optional Parts and Poles

	Model Number	Corresponding Model			
		LR4	LR5	LR6	LR7
	SZP-001W[U][K]	PJ, QJ	PJ, KT *1	PJ, QJ	KT *1
	SZP-002U	PJ, QJ	PJ, KT *1	PJ, QJ	KT *1
	SZP-003W[U][K]	PJ, QJ	PJ, KT *1	PJ, QJ	KT *1
	SZP-090U	WJ	WJ, WT, KT *2	-	-
	SZP-091U	-	-	WJ	WJ, WT, KT *2
	SZL-001	LJ	LJ, KT *1	LJ	LJ, KT *1
	SZQ-001W	PJ, QJ	PJ, KT *1	PJ, QJ	KT *1
	SZK-001U	LJ, PJ, QJ	LJ, PJ, KT *1	LJ, PJ, QJ	KT *1
	SZK-002W[U][K]	WJ	WJ, WT, KT *2	-	-
	SZK-003W[U][K]	-	-	WJ	WJ, WT, KT *2
	SZK-004W	-	-	WJ	WJ, WT, KT *2
	SZW-001W	WJ	WJ, WT, KT *2	WJ	-




*1 Required pole and pole waterproof ring are not included with KT. *2 KT Direct Mount (Using accessory)

Aluminum Poles

Aluminum Poles (2 self-tapping screws included)

*Do not cut pole with a pole cutter. Please use a band saw, jigsaw, or sawing machine, etc.


*To convert from direct mount to pole mount, be sure to purchase the appropriate bracket and pole combination to make the change.

Pole Type	Model Number	SZP-001W	SZP-002U	SZP-003W	SZQ-001W	SZK-001U	SZL-001
 AN Type  ANK Type	POLE22-0100AN[K] 100mm	○	○	○	○	○	×
	POLE22-0300AN[K] 300mm	○	○	○	○	○	×
	POLE22-0500AN 500mm	×	○	×	×	○	×
	POLE22-0800AN[K] 800mm	×	○	×	×	○	×
	POLE22-1000AN 1000mm	×	○	×	×	○	×
 T Type Nuts Incl.	POLE22-0100AT 100mm	×	×	×	×	○	○
	POLE22-0300AT 300mm	×	×	×	×	○	○
	POLE22-0500AT 500mm	×	×	×	×	○	○
	POLE22-0800AT 800mm	×	×	×	×	○	○
	POLE22-1000AT 1000mm	×	×	×	×	○	○


Conversion Brackets




SZW-940U



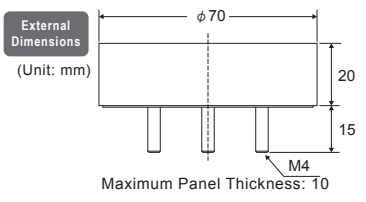
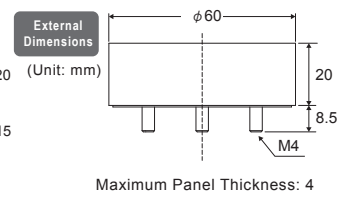
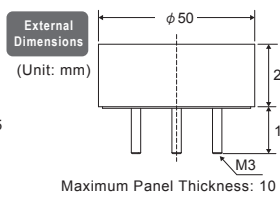
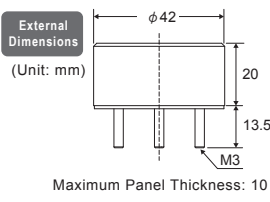
SZW-950U



SZW-960U



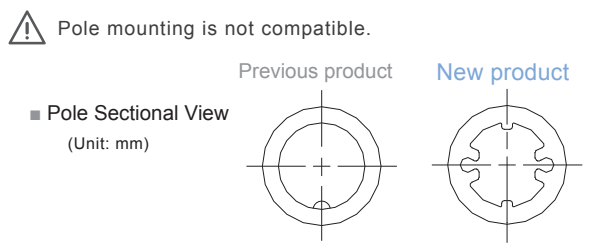
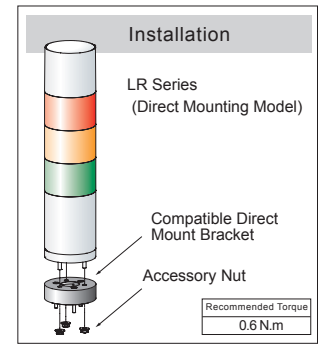
SZW-970U



The Conversion Brackets allow you to install the LR Series Signal Towers using pre-existing mounting holes from previous models.

Model Number	
SZW-940U	Nut with Flange (M3) x 3
SZW-950U	
SZW-960U	Nut with Flange (M4) x 3
SZW-970U	

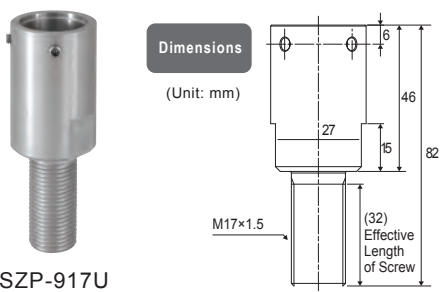
Model Number	Size (mm)	Corresponding Models	
		Previous	New
SZW-940U	$\phi 40$	LCE-W LCE-AW	LR4-WJ
SZW-950U	$\phi 50$	LE-W LES-AW LU5	LR5-WJ LR5-WT
SZW-960U	$\phi 60$	LME-W	LR6-WJ
SZW-970U	$\phi 70$	LHE LU7	LR7-WJ LR7-WT



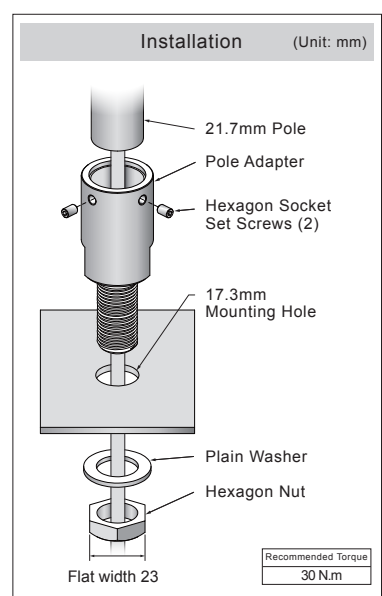
	Type	Material	Pole Diameter
Previous product	LCE-A, LCS	Steel	$\phi 17.3$
	LE, LES	Steel	$\phi 17.3$
	LU5	-	-
	LME, LMS	L: Steel, P: Aluminum	$\phi 21.7$
	LHE	-	-
New product	LU7	-	-
	LR	Aluminum	$\phi 21.7$

Pole Adapter

Since poles for the LR series are 21.7mm in diameter, this adapter can be used to install the LR series into pre-existing 17.3mm diameter holes.



Accessory	
Hexagon Socket Set Screws x 2	
Hexagon Nut (M17) x 1	
Plain Washer ($\phi 17.5 \times \phi 28 \times t2.0$) x 1	



Model Number	Corresponding Models	
	Previous	New
SZP-917U	LCE/LCE-A LCS/LCS-A LE/LES-A	LR□-□□□LJ□□ POLE22-□□□□AT



Signal Tower with Switch Box

HSST

- Φ50 mm
- CE *
- RoHS 10
- UL
- FCC
- IP54 (Signal Tower)
- IP20 (Switch box)
- Indoor Use
- Upright Mounting
- Ambient Temperature 0°C~+40°C
- Red, Amber, Green
- Continuous On

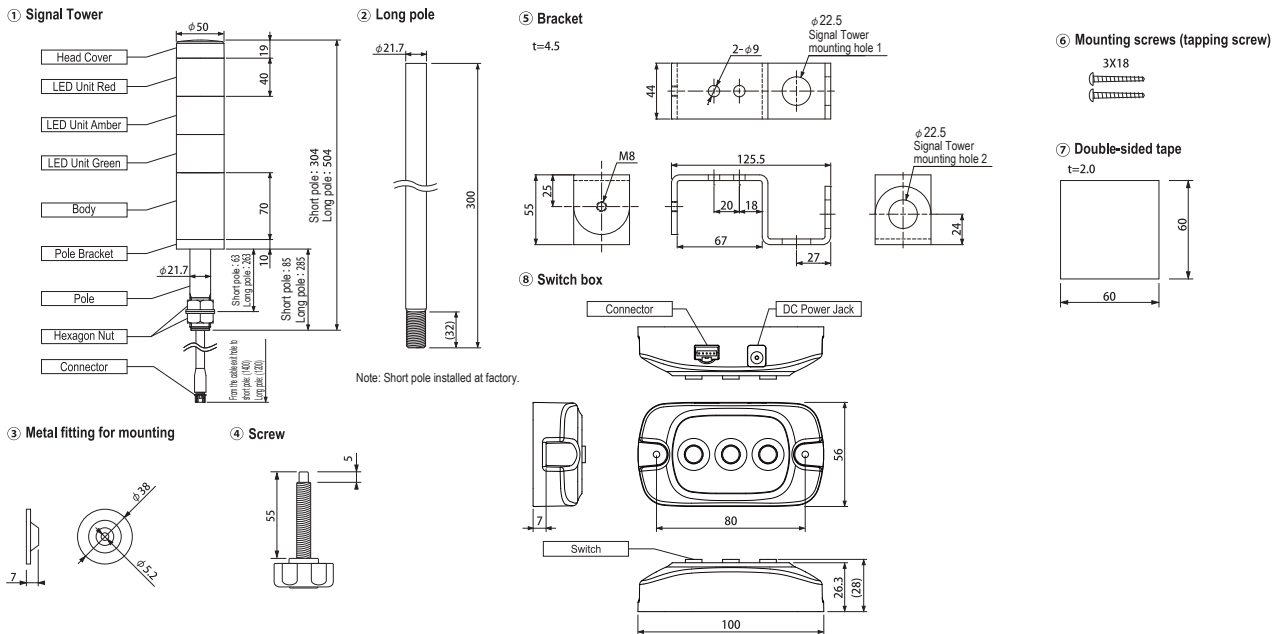


* FB278 only

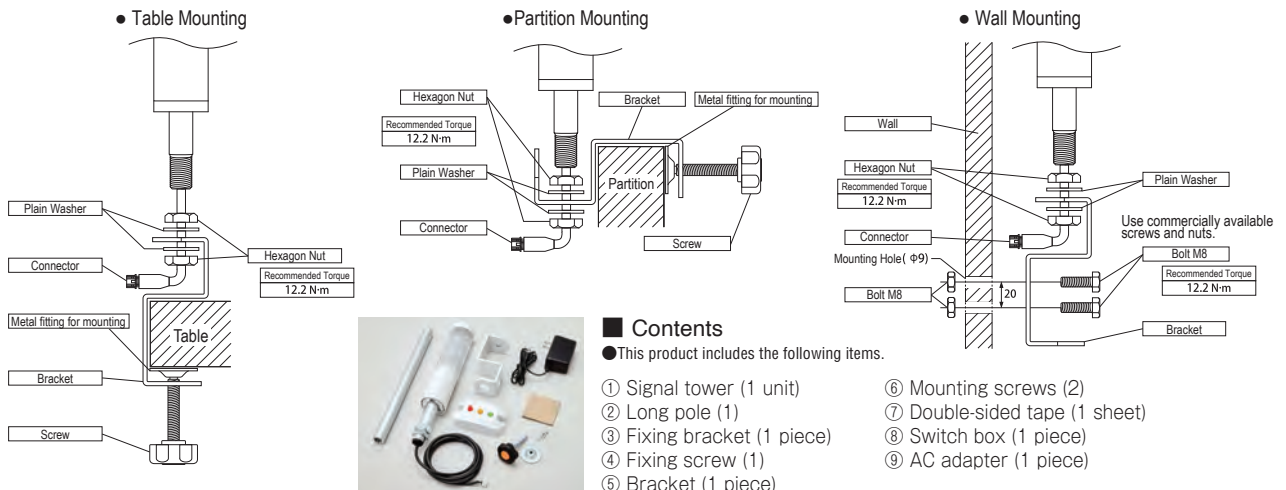
Product List

Model Number	Rated Voltage	Power Consumption	Mass
HSST-3M2-RYG	100~240V AC	4W	Signal Tower with short pole: 0.36kg; Signal Tower with long pole: 0.47kg; Bracket: 0.33kg;
HSST-3M2N -RYG+FB278			Switch box: 0.07kg, Mounting cup and screw: 0.05kg.

Dimensions (mm)

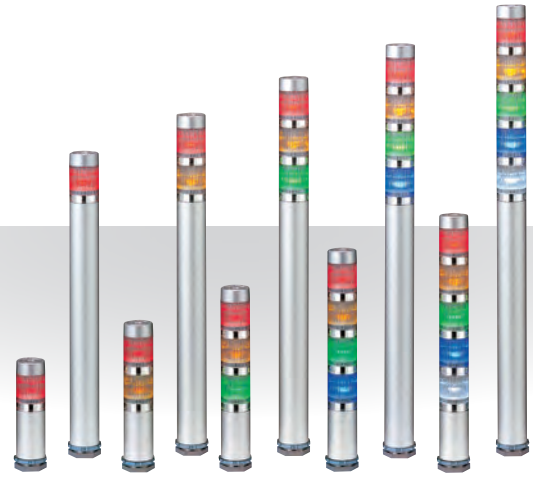


Mounting Method



Compact Signal Tower

ME-A/MES-A



ME-A: Standard, 200mm long body
MES-A: Short, 40mm long body

ME-A / MES-A

LAN / USB / PoE / Wireless

Signal Tower

Beacons

Cube Tower

Audible Alarms and MP3 Voice Annunciators

Hybrid Signaling Devices

LED Illumination

Optional Parts

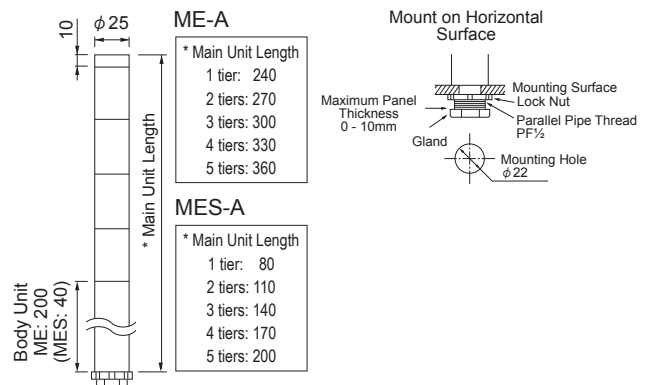
Model Number Configuration

ME-302A-RYG



- ① Model
ME = Standard body type
MES = Short body type
- ② Number of Tiers
1 = 1 tier 4 = 4 tiers
2 = 2 tiers 5 = 5 tiers
3 = 3 tiers
- ③ Rated Voltage
02 = 24V DC
- ④ Luminous Color
R = Red B = Blue
Y = Amber C = White
G = Green (Top to bottom)

Dimensions (mm)



Product List

Model Number	Body	Number of Tiers	Rated Voltage	Luminous Color	Power Consumption	Mass (ME)	Mass (MES)
ME/MES-102A-R	Standard body / Short body	1	24V DC	Red	0.8W	0.22kg	0.12kg
ME/MES-102A-Y	Standard body / Short body	1	24V DC	Amber	0.8W	0.22kg	0.12kg
ME/MES-102A-G	Standard body / Short body	1	24V DC	Green	0.5W	0.22kg	0.12kg
ME/MES-102A-B	Standard body / Short body	1	24V DC	Blue	0.5W	0.22kg	0.12kg
ME/MES-102A-C	Standard body / Short body	1	24V DC	White	0.5W	0.22kg	0.12kg
ME/MES-202A-RY	Standard body / Short body	2	24V DC	Red, Amber	1.5W	0.23kg	0.13kg
ME/MES-202A-RG	Standard body / Short body	2	24V DC	Red, Green	1.2W	0.23kg	0.13kg
ME/MES-302A-RYG	Standard body / Short body	3	24V DC	Red, Amber, Green	1.9W	0.24kg	0.14kg
ME/MES-402A-RYGB	Standard body / Short body	4	24V DC	Red, Amber, Green, Blue	2.3W	0.25kg	0.15kg
ME/MES-502A-RYGB	Standard body / Short body	5	24V DC	Red, Amber, Green, Blue, White	2.7W	0.26kg	0.16kg

Specification

Supported Transistors	NPN
-----------------------	-----

Optional Parts

For details refer to P. 93 to P. 98

Product Description	Model Number	Specification
L-Bracket	SZL-001	-

Unit Reconfiguration Parts

Product Description	Model Number
Red LED unit with clear globe	B72100223-1F1
Amber LED unit with clear globe	B72100223-2F1
Green LED unit with clear globe	B72100115-3F1
Blue LED unit with clear globe	B72100115-4F1
White LED unit with clear globe	B72100115-7F1

Product Description	Model Number
Center shaft for 1-tier	S33552110-0346F1
Center shaft for 2-tiers	S33552110-0376F1
Center shaft for 3-tiers	S33552110-03108F1
Center shaft for 4-tiers	S33552110-03138F1
Center shaft for 5-tiers	S33552110-03168F1

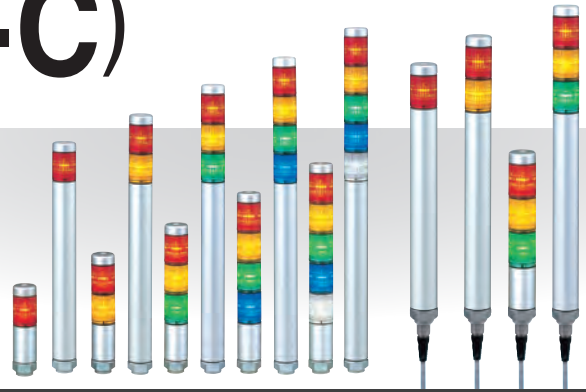
Small Signal Tower

MP(-C)/MPS(-C)

Φ30 mm	CE	RoHS 10	UL	IP65	Indoor Use	Upright Mounting
Ambient Temperature -30°C~+60°C	Ambient Temperature -20°C~+60°C	Red, Amber, Green, Blue, White	Red, Amber, Green	Continuous On	Change Number of Tiers	Optional MP-B Buzzer
Wire Leads Type	M12 Type	Wire Leads Type	M12 Type	Wire Leads Type	Wire Leads Type	



Optional MP-B Buzzer



MP type: Standard, 220mm long body
MPS type: Short, 45mm long body

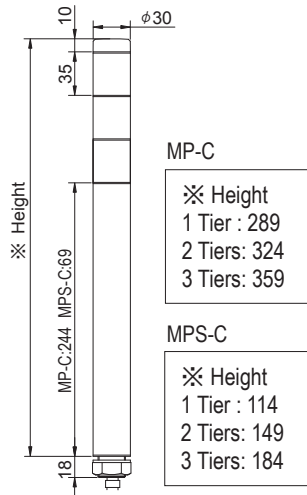
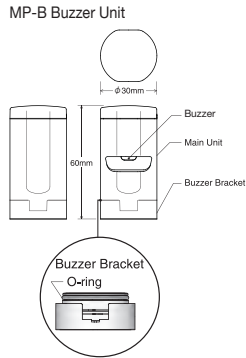
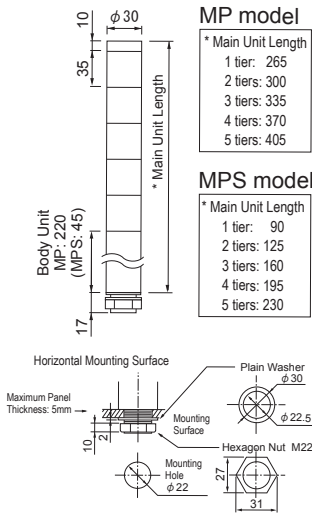
Model Number Configuration

MP-302C-RYG+FB247

- ①
- ②
- ③
- ④
- ⑤
- ⑥

① Model MP = Standard Body MPS = Short Body	③ Rated Voltage 02 = 24V DC	⑤ Luminous Color R = Red Y = Amber G = Green B = Blue C = White (Top to bottom)	⑥ Special Number +FB247 = MPS-302C
② Tiers 1 = 1 Tier 2 = 2 Tiers 3 = 3 Tiers 4 = 4 Tiers 5 = 5 Tiers	④ Lead Type Blank = Wire Leads C = M12 Quick Disconnect		

Dimensions (mm)



Product List

Model Number	Body	Number of Tiers	Rated Voltage	Luminous Color	Power Consumption	Mass
MP-102-R	Standard body	1	24V AC / DC	Red	0.8W	0.21kg
MP-102-Y	Standard body	1	24V AC / DC	Amber	0.9W	0.21kg
MP-102-G	Standard body	1	24V AC / DC	Green	0.6W	0.21kg
MP-102-B	Standard body	1	24V AC / DC	Blue	0.6W	0.21kg
MP-102-C	Standard body	1	24V AC / DC	White	0.6W	0.21kg
MP-202-RY	Standard body	2	24V AC / DC	Red, Amber	1.7W	0.23kg
MP-202-RG	Standard body	2	24V AC / DC	Red, Green	1.3W	0.23kg
MP-302-RYG	Standard body	3	24V AC / DC	Red, Amber, Green	2.2W	0.25kg
MP-402-RYGB	Standard body	4	24V AC / DC	Red, Amber, Green, Blue	2.7W	0.27kg
MP-502-RYGBGC	Standard body	5	24V AC / DC	Red, Amber, Green, Blue, White	3.2W	0.29kg
MPS-102-R	Short body	1	24V AC / DC	Red	0.8W	0.11kg
MPS-102-Y	Short body	1	24V AC / DC	Amber	0.9W	0.11kg
MPS-102-G	Short body	1	24V AC / DC	Green	0.6W	0.11kg
MPS-102-B	Short body	1	24V AC / DC	Blue	0.6W	0.11kg
MPS-102-C	Short body	1	24V AC / DC	White	0.6W	0.11kg
MPS-202-RY	Short body	2	24V AC / DC	Red, Amber	1.7W	0.13kg
MPS-202-RG	Short body	2	24V AC / DC	Red, Green	1.3W	0.13kg
MPS-202-YG	Short body	2	24V AC / DC	Amber, Green	1.4W	0.13kg
MPS-302-RYG	Short body	3	24V AC / DC	Red, Amber, Green	2.2W	0.15kg
MPS-402-RYGB	Short body	4	24V AC / DC	Red, Amber, Green, Blue	2.7W	0.17kg
MPS-502-RYGBGC	Short body	5	24V AC / DC	Red, Amber, Green, Blue, White	3.2W	0.19kg
MP-102C-R	Standard body	1	24V DC	Red	0.8W	0.24kg
MP-102C-Y	Standard body	1	24V DC	Amber	0.8W	0.24kg
MP-102C-G	Standard body	1	24V DC	Green	0.6W	0.24kg
MP-202C-RG	Standard body	2	24V DC	Red, Green	1.3W	0.26kg
MP-202C-YG	Standard body	2	24V DC	Amber, Green	1.3W	0.26kg
MP-202C-GR	Standard body	2	24V DC	Green, Red	1.3W	0.26kg
MP-302C-RYG	Standard body	3	24V DC	Red, Amber, Green	2.1W	0.28kg
MP-302C-YGR	Standard body	3	24V DC	Amber, Green, Red	2.1W	0.28kg
MPS-302C-RYG+FB247	Short body	3	24V DC	Red, Amber, Green	2.1W	0.18kg

Specification

Supported Transistors	NPN / PNP (Wire Leads type) NPN (M12 type)
------------------------------	-----------------------------------------------

Optional Parts

For details refer to P. 93 to P. 98

Product Description	Model Number	Specification
L-Bracket	SZL-001	-
*Alarm Unit	MP-B	24V AC/DC, 0.7W, 80 dB at 1m

* Operates with Red LED module.

Unit Reconfiguration Parts

Product Description	Model Number
Red LED unit	B72100182-1F1
Amber LED unit	B72100182-2F1
Green LED unit	B72100182-3F1
Blue LED unit	B72100182-4F1
White LED unit	B72100182-7F1

Product Description	Model Number
Center shaft for 1-tier	S33552120-0355F1
Center shaft for 2-tiers	S33552120-0390F1
Center shaft for 3-tiers	S33552120-03125F1
Center shaft for 4-tiers	S33552120-03160F1
Center shaft for 5-tiers	S33552120-03195F1

Signal Tower

LS7

Φ70 mm	CE	RoHS 10	UL	IP65	IP54 with Alarm	Indoor Use	Upright Mounting
Ambient Temperature -30°C~+60°C	Red, Amber, Green, Blue, White	Continuous On	60 Flashes per Minute	85dB	2 Sounds		
				*C type 82 dB	*C type 1 sound		



Continuous On Type
LS7-WH (lead wires)
LS7-WC (M12 connector)

Flashing and Alarm Type
LS7-FBWH [Continuous on/flashing/2 alarms] (Lead wires)
LS7-FBWC [Continuous on/1 alarm] (M12 connector)

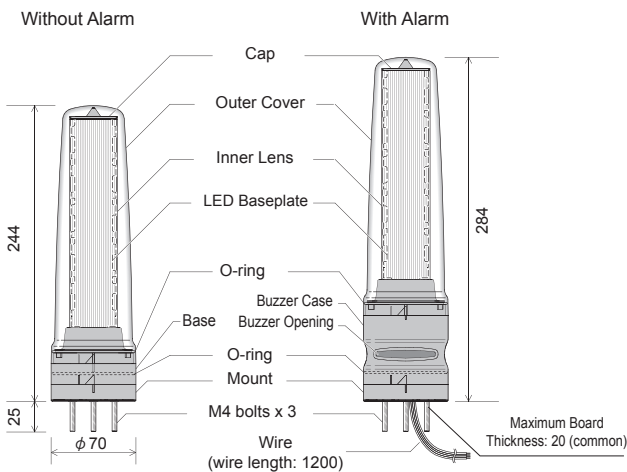
Model Number Configuration

LS7-502SFBWH-RYGBC

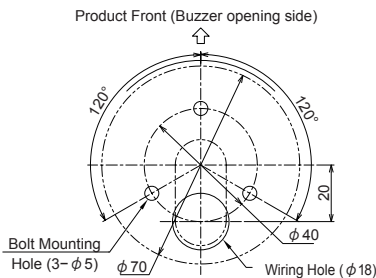


① Number of LED Segments 3 = 3 segments 5 = 5 segments	③ Body Color Blank = Off-white D = Dark gray S = Silver	④ Flashing / Buzzer* Blank = No flashing, no alarm FB = Flashing/Alarm for wire lead type only B = No flashing, with alarm for M12 connector type only	⑤ Wiring Method C = M12 connector H = Lead wire	⑥ Luminous Color RYGNN = Red, Amber, Green RYGBC = Red, Amber, Green, Blue, White (Top to bottom. Sequence cannot be changed)
② Rated Voltage 02 = 24V DC		*FB type has flashing and two alarms and is only available for H type *B type has no flashing and has one continuous alarm (pee) and is only available for C type.		

Dimensions (mm)



Installation Dimension Drawings



Specification

Supported Transistor	NPN / PNP
Alarm Sound	2 type (pipipi/piropiro) / 1 type (pee)
Volume Control	Rotating switch

Optional Parts

For details refer to P. 93 to P. 98

Product Description	Model Number
Platform Bracket (off-white)	SZ-100
Platform bracket (dark gray)	SZ-100D
Platform bracket (silver)	SZ-100S
Wall Mount Bracket (off-white)	SZ-110
Wall Mount Bracket (dark gray)	SZ-110D
Wall Mount Bracket (silver)	SZ-110S
Multi-mount Bracket (off-white)	SZ-130
Multi-mount Bracket (dark gray)	SZ-130D
Multi-mount Bracket (silver)	SZ-130S
M12 Connector with 2m cable (OMRON part number)	SZ-120-02 (XS2F-D821-DH0-R)
M12 Connector with 5m cable (OMRON part number)	SZ-120-05 (XS2F-D821-GH0-R)
M12 Connector with 10m cable (OMRON part number)	SZ-120-10 (XS2F-D821-JH0-R)

Product List

Model Number	Number of Tiers	Rated Voltage	Body Color	Function	Buzzer	Wiring Method	Luminous Color	Power Consumption	Mass
LS7-302SFBWH-RYGNN	3	24V DC	Silver	Continuous On and flashing	Yes	lead wire	Red, Amber, Green	3.8W	0.37kg
LS7-302BWC-RYGNN	3	24V DC	Off-white	Continuous On	Yes	M12 connector	Red, Amber, Green	4.1W	0.26kg
LS7-302DBWC-RYGNN	3	24V DC	Dark gray	Continuous On	Yes	M12 connector	Red, Amber, Green	4.1W	0.35kg
LS7-302DFBWH-RYGNN	3	24V DC	Dark gray	Continuous On and flashing	Yes	lead wire	Red, Amber, Green	3.8W	0.37kg
LS7-302DWC-RYGNN	3	24V DC	Dark gray	Continuous On	None	M12 connector	Red, Amber, Green	2.8W	0.26kg
LS7-302DWH-RYGNN	3	24V DC	Dark gray	Continuous On	None	lead wire	Red, Amber, Green	2.8W	0.28kg
LS7-302FBWH-RYGNN	3	24V DC	Off-white	Continuous On and flashing	Yes	lead wire	Red, Amber, Green	3.8W	0.37kg
LS7-302SBWC-RYGNN	3	24V DC	Silver	Continuous On	Yes	M12 connector	Red, Amber, Green	4.1W	0.35kg
LS7-302SWC-RYGNN	3	24V DC	Silver	Continuous On	None	M12 connector	Red, Amber, Green	2.8W	0.26kg
LS7-302SWH-RYGNN	3	24V DC	Silver	Continuous On	None	lead wire	Red, Amber, Green	2.8W	0.28kg
LS7-302WC-RYGNN	3	24V DC	Off-white	Continuous On	None	M12 connector	Red, Amber, Green	2.8W	0.26kg
LS7-302WH-RYGNN	3	24V DC	Off-white	Continuous On	None	lead wire	Red, Amber, Green	2.8W	0.28kg
LS7-502BWC-RYGBC	5	24V DC	Off-white	Continuous On	Yes	M12 connector	Red, Amber, Green, Blue, White	6.0W	0.35kg
LS7-502DBWC-RYGBC	5	24V DC	Dark gray	Continuous On	Yes	M12 connector	Red, Amber, Green, Blue, White	6.0W	0.35kg
LS7-502DFBWH-RYGBC	5	24V DC	Dark gray	Continuous On and flashing	Yes	lead wire	Red, Amber, Green, Blue, White	5.7W	0.37kg
LS7-502DWC-RYGBC	5	24V DC	Dark gray	Continuous On	None	M12 connector	Red, Amber, Green, Blue, White	4.7W	0.26kg
LS7-502DWH-RYGBC	5	24V DC	Dark gray	Continuous On	None	lead wire	Red, Amber, Green, Blue, White	4.7W	0.28kg
LS7-502FBWH-RYGBC	5	24V DC	Off-white	Continuous On and flashing	Yes	lead wire	Red, Amber, Green, Blue, White	5.7W	0.37kg
LS7-502SBWC-RYGBC	5	24V DC	Silver	Continuous On	Yes	M12 connector	Red, Amber, Green, Blue, White	6.0W	0.35kg
LS7-502SFBWH-RYGBC	5	24V DC	Silver	Continuous On and flashing	Yes	lead wire	Red, Amber, Green, Blue, White	5.7W	0.37kg
LS7-502SWC-RYGBC	5	24V DC	Silver	Continuous On	None	M12 connector	Red, Amber, Green, Blue, White	4.7W	0.26kg
LS7-502SWH-RYGBC	5	24V DC	Silver	Continuous On	None	lead wire	Red, Amber, Green, Blue, White	4.7W	0.28kg
LS7-502WC-RYGBC	5	24V DC	Off-white	Continuous On	None	M12 connector	Red, Amber, Green, Blue, White	4.7W	0.26kg
LS7-502WH-RYGBC	5	24V DC	Off-white	Continuous On	None	lead wire	Red, Amber, Green, Blue, White	4.7W	0.28kg

Large Signal Tower

LGE

Φ100 mm	CE (24V DC)	RoHS 10	IP54	Indoor Use	Upright Mounting	Ambient Temperature -30°C~+60°C	Red, Amber, Green, Blue, White	Continuous On
60 Flashes per Minute	85dB	1 Alarm Sounds						



LGE Type: Continuous on
LGE-FB Type: Continuous on, flashing/alarm

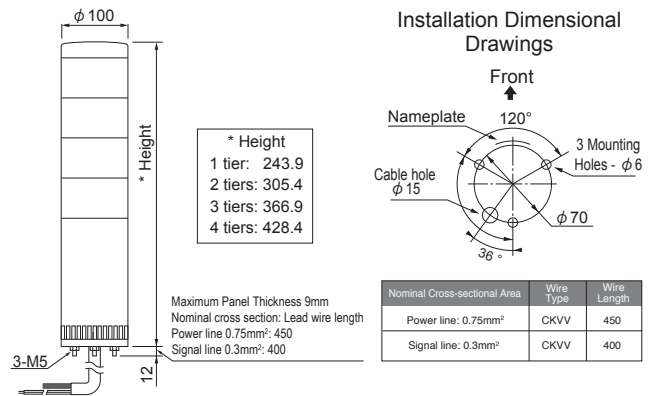
Model Number Configuration

LGE-402FB-RYGB



- | | | | |
|------------------------------------------------------------------------------|---------------------------------------------------------------------|----------------------------------------------------------------------------------------|-----------------------------------------------------------------------------------------------------|
| ① Number of Tiers
1 = 1 tier
2 = 2 tiers
3 = 3 tiers
4 = 4 tiers | ② Rated Voltage
02 = 24V AC / DC
10 = 100V AC
20 = 220V AC | ③ Flashing / Buzzer
Blank = No flashing, no buzzer
FB = With flashing and buzzer | ④ Luminous Color
R = Red B = Blue
Y = Amber C = White
G = Green (Top to bottom) |
|------------------------------------------------------------------------------|---------------------------------------------------------------------|----------------------------------------------------------------------------------------|-----------------------------------------------------------------------------------------------------|

Dimensions (mm)



Product List

Without Alarm				
Model Number	Rated Voltage	Number of Tiers	Power Consumption	Mass
LGE-102	24V AC/DC	1	2.0W	0.4kg
LGE-202		2	4.0W	0.6kg
LGE-302		3	6.0W	0.8kg
LGE-402		4	8.0W	0.9kg
LGE-110	100V AC	1	5.2W	1.0kg
LGE-210		2	7.7W	1.2kg
LGE-310		3	10.2W	1.4kg
LGE-410		4	12.7W	1.5kg
LGE-120	220 - 240V AC	1	5.2W	1.0kg
LGE-220		2	7.7W	1.2kg
LGE-320		3	10.2W	1.4kg
LGE-420		4	12.7W	1.5kg

With Flashing (60 fpm) and Alarm				
Model Number	Rated Voltage	Number of tiers	Power Consumption	Mass
LGE-102FB	24V AC/DC	1	2.5W	0.4kg
LGE-202FB		2	4.5W	0.6kg
LGE-302FB		3	6.5W	0.8kg
LGE-402FB		4	8.5W	0.9kg
LGE-110FB	100V AC	1	5.7W	1.0kg
LGE-210FB		2	8.2W	1.2kg
LGE-310FB		3	10.7W	1.4kg
LGE-410FB		4	13.2W	1.5kg
LGE-120FB	220 - 240V AC	1	5.7W	1.0kg
LGE-220FB		2	8.2W	1.2kg
LGE-320FB		3	10.7W	1.4kg
LGE-420FB		4	13.2W	1.5kg

Specification

Supported Transistor	NPN / PNP
Alarm Sound	1 type (Pipopipo)
Volume Control	Not adjustable

Optional Parts

For details refer to P. 93 to P. 98

Product Description	Model Number
Wall Mount Bracket	SZ-008
Wall Mount Bracket	SZ-023

Unit Reconfiguration Parts

Product Description	Model Number
Red LED unit	B32100004-1F1
Amber LED unit	B32100004-2F1
Green LED unit	B32100004-3F1
Blue LED unit	B32100004-4F1
White LED unit	B32100004-7F1


Product Description	Model Number
Center shaft for 1-tier	B62910028-1F1
Center shaft for 2-tiers	B62910028-2F1
Center shaft for 3-tiers	B62910028-3F1
Center shaft for 4-tiers	B62910028-4F1

Wall Mount Signal Tower

WEP/WE

W90 × D37.5	CE	RoHS 10	UL	IP65	IP54 with Alarm	Indoor Use	Upright Mounting
Ambient Temperature -30°C~+60°C	Red, Amber, Green, Blue, White	Continuous On	60 Flashes per Minute	90dB	2 Sounds		

*Clear lens. Lens is transparent when off.



Light gray
WEP Type: Continuous on
WEP-FB Type: Continuous on, flashing / alarm

Chrome-plated
WE Type: Continuous on
WE-FB Type: Continuous on, flashing / alarm

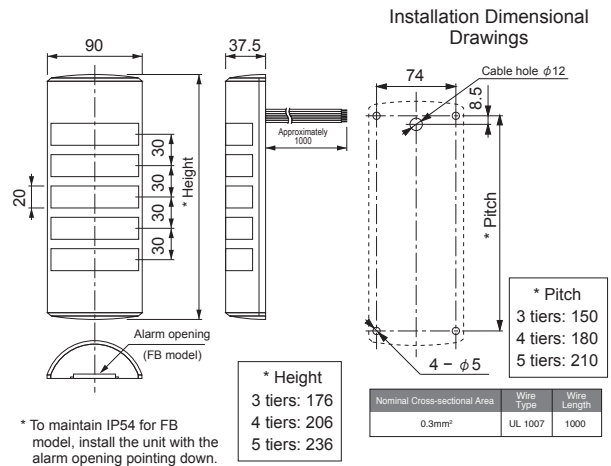
Model Number Configuration

WEP-502FB-RYGBC

- ① ② ③ ④ ⑤

① Model WE = Chrome-plated WEP = Light gray	③ Rated Voltage 02 = 24V AC / DC	⑤ Luminous Color R = Red B = Blue Y = Amber C = White G = Green (Top to bottom)
② Number of Tiers 3 = 3 tiers 5 = 5 tiers 4 = 4 tiers	④ Flashing / Buzzer Blank = No flashing, no buzzer FB = With flashing and buzzer	

Dimensions (mm)



* To maintain IP54 for FB model, install the unit with the alarm opening pointing down.

Specification

Supported Transistor	NPN / PNP
Alarm Sound	Buzzer 1 (Pipipi...), Buzzer 2 (Peee, peee, peee)
Volume Control	Not adjustable

Product List

Model Number	Cover	Number of Tiers	Rated Voltage	Function	Buzzer	Luminous Color	Power Consumption	Mass
WE/WEP-302-RYG	Chrome-plated / Light gray	3	24V AC/DC	Continuous On	None	Red, Amber, Green	1.9W	0.30kg
WE/WEP-302-RYB	Chrome-plated / Light gray	3	24V AC/DC	Continuous On	None	Red, Amber, Blue	1.9W	0.30kg
WE/WEP-302-RYC	Chrome-plated / Light gray	3	24V AC/DC	Continuous On	None	Red, Amber, White	1.9W	0.30kg
WE/WEP-302FB-RYG	Chrome-plated / Light gray	3	24V AC/DC	Continuous On and flashing	Yes	Red, Amber, Green	3.1W	0.30kg
WE/WEP-302FB-RYB	Chrome-plated / Light gray	3	24V AC/DC	Continuous On and flashing	Yes	Red, Amber, Blue	3.1W	0.30kg
WE/WEP-302FB-RYC	Chrome-plated / Light gray	3	24V AC/DC	Continuous On and flashing	Yes	Red, Amber, White	3.1W	0.30kg
WE/WEP-402-RYGB	Chrome-plated / Light gray	4	24V AC/DC	Continuous On	None	Red, Amber, Green, Blue	2.4W	0.33kg
WE/WEP-402-RYGC	Chrome-plated / Light gray	4	24V AC/DC	Continuous On	None	Red, Amber, Green, White	2.4W	0.33kg
WE/WEP-402FB-RYGB	Chrome-plated / Light gray	4	24V AC/DC	Continuous On and flashing	Yes	Red, Amber, Green, Blue	3.6W	0.33kg
WE/WEP-402FB-RYGC	Chrome-plated / Light gray	4	24V AC/DC	Continuous On and flashing	Yes	Red, Amber, Green, White	3.6W	0.33kg
WE/WEP-502-RYGBBC	Chrome-plated / Light gray	5	24V AC/DC	Continuous On	None	Red, Amber, Green, Blue, White	2.9W	0.35kg
WE/WEP-502FB-RYGBBC	Chrome-plated / Light gray	5	24V AC/DC	Continuous On and flashing	Yes	Red, Amber, Green, Blue, White	4.1W	0.35kg

Wall Mount Signal Tower

WME-D

W70 x D 80.2	CE	RoHS 10	UL	IP54	Indoor Use	Upright Mounting
Ambient Temperature -10°C~+55°C	Red, Amber, Green, Blue, White	Continuous On	Change Number of Tiers	60 Flashes per Minute	93dB	2 Sounds



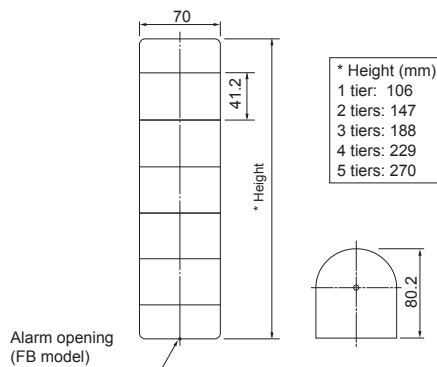
Model Number Configuration

WME-502DFB-RYGBC

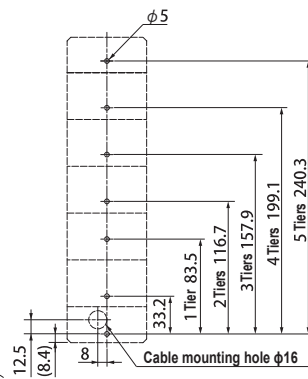
① ② ③ ④

① Number of Tiers 1 = 1 tier 2 = 2 tiers 3 = 3 tiers	② Rated Voltage O2 = 24V DC M2 = 100-240 V AC	③ Flashing / Buzzer Blank = No flashing, no buzzer FB = With flashing and buzzer	④ Luminous Color R = Red B = Blue Y = Amber C = White G = Green (Top to bottom)
---------------------------------------------------------------	-----------------------------------------------------	----------------------------------------------------------------------------------------	---------------------------------------------------------------------------------------------------

Dimensions (mm)



Installation Dimensional Drawings



	Nominal Cross-sectional Area	Wire Type	Wire Length
Power Supply Wire	0.2mm ²	UL1061	1100
Signal Wire	0.2mm ²	UL1061	1100

(M2 Type)			
	Nominal Cross-sectional Area	Wire Type	Wire Length
Power Supply Wire	0.8mm ²	UL1015	1100
Signal Wire	0.2mm ²	UL1061	1100

* To maintain IP54 for FB model, install the unit with the alarm opening pointing down.
* A special metal fitting for each tier model is included

Specification

Supported Transistor	NPN / PNP
Alarm Sound	2 intermittent sounds. 1 (pipipi), 2 (peeee, peeee)
Volume Control	Not adjustable

Product List

Model Number	Number of Tiers	Rated Voltage	Function	Alarm	Luminous Color	Power Consumption	Mass
WME-102D-R	1	24V DC	Continuous On	None	Red	0.7W	0.28kg
WME-102D-Y	1	24V DC	Continuous On	None	Amber	0.9W	0.28kg
WME-102D-G	1	24V DC	Continuous On	None	Green	0.5W	0.28kg
WME-102DFB-R	1	24V DC	Continuous On and flashing	Yes	Red	1.9W	0.28kg
WME-102DFB-Y	1	24V DC	Continuous On and flashing	Yes	Amber	2.1W	0.28kg
WME-102DFB-G	1	24V DC	Continuous On and flashing	Yes	Green	1.7W	0.28kg
WME-1M2D-R	1	100 - 240V AC	Continuous On	None	Red	1.1W	0.35kg
WME-1M2D-Y	1	100 - 240V AC	Continuous On	None	Amber	1.2W	0.35kg
WME-1M2D-G	1	100 - 240V AC	Continuous On	None	Green	0.9W	0.35kg
WME-1M2DFB-R	1	100 - 240V AC	Continuous On and flashing	Yes	Red	12.3W	0.35kg
WME-1M2DFB-Y	1	100 - 240V AC	Continuous On and flashing	Yes	Amber	2.4W	0.35kg
WME-1M2DFB-G	1	100 - 240V AC	Continuous On and flashing	Yes	Green	2.1W	0.35kg
WME-202D-RY	2	24V DC	Continuous On	None	Red, Amber	1.6W	0.37kg
WME-202DFB-RY	2	24V DC	Continuous On and flashing	Yes	Red, Amber	2.8W	0.37kg
WME-2M2D-RY	2	100 - 240V AC	Continuous On	None	Red, Amber	2.3W	0.44kg
WME-2M2DFB-RY	2	100 - 240V AC	Continuous On and flashing	Yes	Red, Amber	3.5W	0.44kg
WME-302D-RYG	3	24V DC	Continuous On	None	Red, Amber, Green	2.1W	0.46kg
WME-302DFB-RYG	3	24V DC	Continuous On and flashing	Yes	Red, Amber, Green	3.3W	0.46kg
WME-3M2D-RYG	3	100 - 240V AC	Continuous On	None	Red, Amber, Green	3.2W	0.53kg
WME-3M2DFB-RYG	3	100 - 240V AC	Continuous On and flashing	Yes	Red, Amber, Green	4.4W	0.53kg
WME-402D-RYGB	4	24V DC	Continuous On	None	Red, Amber, Green, Blue	3.0W	0.55kg
WME-402DFB-RYGB	4	24V DC	Continuous On and flashing	Yes	Red, Amber, Green, Blue	4.2W	0.55kg
WME-4M2D-RYGB	4	100 - 240V AC	Continuous On	None	Red, Amber, Green, Blue	4.5W	0.62kg
WME-4M2DFB-RYGB	4	100 - 240V AC	Continuous On and flashing	Yes	Red, Amber, Green, Blue	5.7W	0.62kg
WME-502D-RYGBC	5	24V DC	Continuous On	None	Red, Amber, Green, Blue, White	3.9W	0.64kg
WME-502DFB-RYGBC	5	24V DC	Continuous On and flashing	Yes	Red, Amber, Green, Blue, White	5.1W	0.64kg
WME-5M2D-RYGBC	5	100 - 240V AC	Continuous On	None	Red, Amber, Green, Blue, White	5.8W	0.71kg
WME-5M2DFB-RYGBC	5	100 - 240V AC	Continuous On and flashing	Yes	Red, Amber, Green, Blue, White	7.0W	0.71kg

Unit Reconfiguration Parts

Product Description	Model Number
Red LED unit	B72100259-1F1*
Amber LED unit	B72100259-2F1*
Green LED unit	B72100259-3F1*
Blue LED unit	B72100259-4F1*
White LED unit	B72100259-7F1*
Center shaft for 1-tier	S33552120-0455F1
Center shaft for 2-tiers	S33552120-04100F1
Center shaft for 3-tiers	S33552120-04140F1

Product Description	Model Number
Center shaft for 4-tiers	S33552120-04180F1
Center shaft for 5-tiers	S33552120-04220F1
Mounting bracket for 1-tier	B85130021-5F1
Mounting bracket for 2-tiers	B85130021-4F1
Mounting bracket for 3-tiers	B85130021-3F1
Mounting bracket for 4-tiers	B85130021-2F1
Mounting bracket for 5-tiers	B85130021-1F1
Head cover	B32310087-F1*

* Not compatible with WME-A Series-LED units and head cover.

Modular Signal Tower

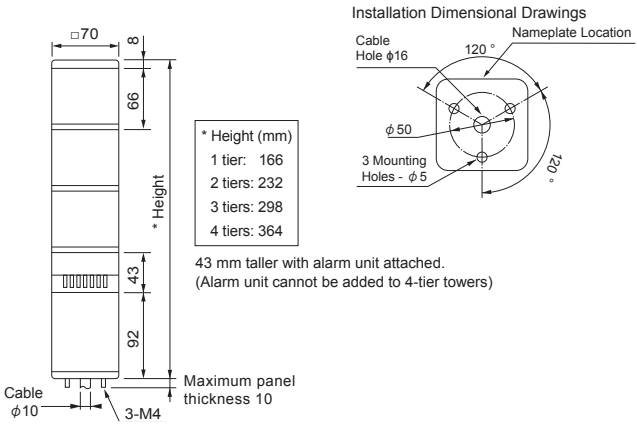
KUS

- 70 mm
- RoHS 10
KUS-24(F)
KUS-EA
- IP54
- Indoor Use
- Indoor Use
- Ambient Temperature
-30°C~+60°C
- Red, Amber, Green, Blue, White
- Continuous On
- Blinking
- Change Number of Tiers
- 80dB^{*}
- 1 Sound

^{*}24V: 70 dB



Dimensions (mm)



Optional Parts

For details refer to P. 93 to P. 98

Product Description	Model Number
Pole Assembly with L-Bracket	SZ-40L
Pole Assembly with Circular Bracket	SZ-40T
Wall Mount Bracket	SZ-007

Specification

Supported Transistor	NPN / PNP
Alarm Sound	1 sound (Pipopipo) [When using the buzzer unit]
Volume Control	Rotating switch

Product List

[KUS Base Unit]

Model Number	Rated Voltage	Function	Power Consumption	Mass
KUS-24	24V AC/DC	Continuous On	21W	0.4kg
KUS-24C	24V AC/DC	Continuous on, open collector	21W	0.4kg
KUS-24F	24V AC/DC	Continuous On and flashing	21W	0.4kg
KUS-24FC	24V AC/DC	Continuous on, flashing, open collector	21W	0.4kg
KUS-100	100V AC	Continuous On	21W	0.8kg
KUS-100C	100V AC	Continuous on, open collector	21W	0.8kg
KUS-100F	100V AC	Continuous On and flashing	21W	0.8kg
KUS-100FC	100V AC	Continuous on, open collector	21W	0.8kg
KUS-220	220V AC	Continuous On	21W	0.8kg
KUS-220C	220V AC	Continuous on, open collector	21W	0.8kg
KUS-220F	220V AC	Continuous On and flashing	21W	0.8kg
KUS-220FC	220V AC	Continuous on, open collector	21W	0.8kg

* When purchasing, specify the display unit, buzzer unit and base unit (power supply unit).

[KUS Light Unit]

Model Number	Rated Voltage	Function	Luminous Color	Power Consumption	Mass
KUS-EA-R/Y/G/B/C	24V DC	LED	Red / Amber / Green / Blue / White	R, Y: 1.2W / G, B, C: 0.95W	0.14kg
KUS-S-R/Y/G/B/C	24V DC	Incandescent bulb	Red / Amber / Green / Blue / White	6.00W	0.2kg

Incandescent bulb shape: Glass bulb G14, cap BA9S ● Power supplied from base unit.


[KUS Alarm Unit]

Model Number	Rated Voltage	Function	Power Consumption	Mass
KUS-B	24V DC	Alarm	0.5W	0.2kg

● Light Units can be used with any Base Units. ● Power is supplied from the base unit.

Flashing Beacons

SL New



Φ80 mm	Φ100 mm	Φ150 mm	CE	RoHS 10	UL	FCC
ICES	KC	EAC	PSE	IP23 (JN)	IP66 (KT)	NEMA TYPE 4X,13
Indoor/Outdoor Use	Upright/Sideways/Inverted* Mounting	Ambient Temperature -20°C~+50°C	Red, Amber, Green, Blue	88dB	SL08:86dB	

*Indoor only



●Use the optional rubber gasket to increase the IP rating from IP23 to IP65. (SL08, SL10 only)

Model Number Configuration

SL08-M1KTB-R

- ①
- ②
- ③
- ④

① Size 08 = Φ80mm 10 = Φ100mm 15 = Φ150mm ^{*1}	② Rated Voltage M1 = 12 - 24V DC M2 = 100 - 240V AC	③ Mounting / Wiring / Buzzer JN: 3-point bolt mounting / Cable / None KTN: 2-point hole mounting ^{*2} / Terminal block / None KTB: 2-point hole mounting / Terminal block / Buzzer	④ Color R = Red Y = Amber G = Green B = Blue ^{*1} JN / KTN only ^{*2} For SL15, 3-point hole mounting
------------------------------------------------------------------	-----------------------------------------------------------	------------------------------------------------------------------------------------------------------------------------------------------------------------------------------------------------------	----------------------------------------------------------------------------------------------------------------------------------------

Specification

Supported Transistors	NPN	Alarm Sound	Single tone (peak)	Volume Control	None
------------------------------	-----	--------------------	--------------------	-----------------------	------

Product List

Model Number	Size (mm)	Rated Voltage	Wiring and Mounting	Alarm	Luminous Color	Power Consumption	Mass
SL08-M1JN-R/Y/G/B	Φ80	12 - 24V DC	Cable, 3-point bolt mounting	None	Red/ Amber/Green/Blue	2.9W	0.25kg
SL08-M1KTN-R/Y/G/B	Φ80	12 - 24V DC	Push-in terminal block, 2-point hole mounting	None	Red/ Amber/Green/Blue	2.9W	0.23kg
SL08-M1KTB-R/Y/G/B	Φ80	12 - 24V DC	Push-in terminal block, 2-point hole mounting	Yes	Red/ Amber/Green/Blue	3.4W	0.24kg
SL08-M2JN-R/Y/G/B	Φ80	100 - 240V AC	Cable, 3-point bolt mounting	None	Red/ Amber/Green/Blue	3.1W	0.28kg
SL08-M2KTN-R/Y/G/B	Φ80	100 - 240V AC	Push-in terminal block, 2-point hole mounting	None	Red/ Amber/Green/Blue	3.1W	0.26kg
SL08-M2KTB-R/Y/G/B	Φ80	100 - 240V AC	Push-in terminal block, 2-point hole mounting	Yes	Red/ Amber/Green/Blue	3.5W	0.27kg
SL10-M1JN-R/Y/G/B	Φ100	12 - 24V DC	Cable, 3-point bolt mounting	None	Red/ Amber/Green/Blue	2.9W	0.37kg
SL10-M1KTN-R/Y/G/B	Φ100	12 - 24V DC	Push-in terminal block, 2-point hole mounting	None	Red/ Amber/Green/Blue	2.9W	0.36kg
SL10-M1KTB-R/Y/G/B	Φ100	12 - 24V DC	Push-in terminal block, 2-point hole mounting	Yes	Red/ Amber/Green/Blue	3.4W	0.37kg
SL10-M2JN-R/Y/G/B	Φ100	100 - 240V AC	Cable, 3-point bolt mounting	None	Red/ Amber/Green/Blue	3.1W	0.40kg
SL10-M2KTN-R/Y/G/B	Φ100	100 - 240V AC	Push-in terminal block, 2-point hole mounting	None	Red/ Amber/Green/Blue	3.1W	0.38kg
SL10-M2KTB-R/Y/G/B	Φ100	100 - 240V AC	Push-in terminal block, 2-point hole mounting	Yes	Red/ Amber/Green/Blue	3.5W	0.40kg
SL15-M1JN-R/Y/G/B	Φ150	12 - 24V DC	Cable, 3-point bolt mounting	None	Red/ Amber/Green/Blue	4.8W	0.86kg
SL15-M1KTN-R/Y/G/B	Φ150	12 - 24V DC	Push-in terminal block, 3-point hole mounting	None	Red/ Amber/Green/Blue	4.8W	0.86kg
SL15-M2JN-R/Y/G/B	Φ150	100 - 240V AC	Cable, 3-point bolt mounting	None	Red/ Amber/Green/Blue	5.6W	0.89kg
SL15-M2KTN-R/Y/G/B	Φ150	100 - 240V AC	Push-in terminal block, 3-point hole mounting	None	Red/ Amber/Green/Blue	5.6W	0.89kg

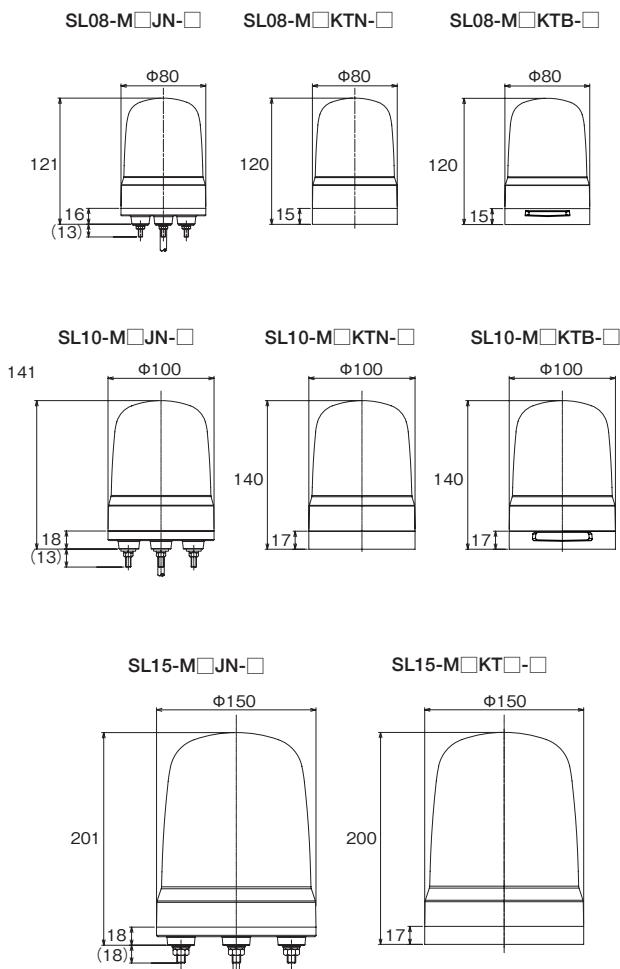
Product Description	Model Number
Wall mount waterproof bracket	SZK-101
Wall mount bracket	SZK-102
Wall mount bracket	SZK-103
Cover for wall mount bracket	SZK-104
Cover for wall mount bracket	SZK-105
Wall mount bracket	SZ-007
Wall mount bracket	SZ-008
Wall mount bracket	SZ-023

Product Description	Model Number
Ceiling mounting bracket	SZW-101
Mounting rubber gasket	SZW-102
Mounting rubber gasket	SZW-103
Pole mount bracket	SZP-101
1/2 in. NPT Bracket	SZP-102
1/2 in. NPT Bracket	SZP-103
1/2 in. NPT Bracket	SZP-104

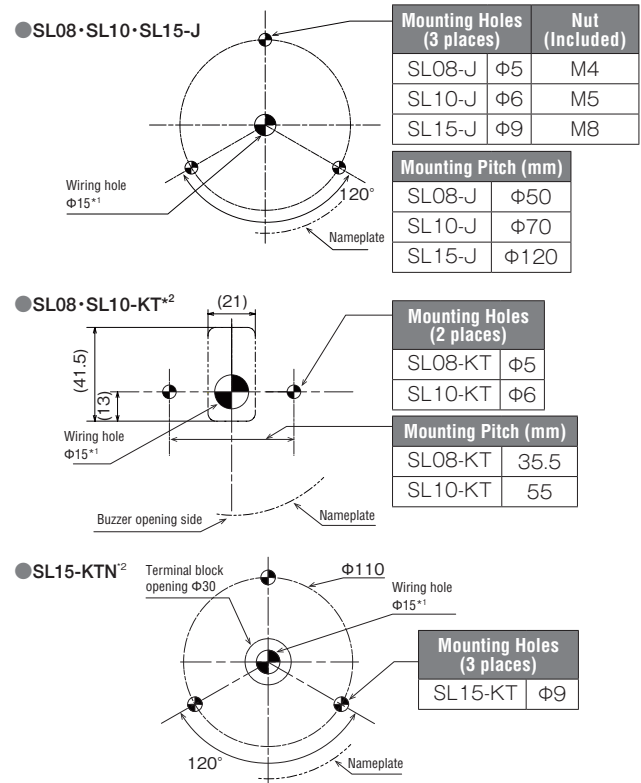
Light Pattern

CH1	CH2	CH1	CH2	CH1	CH2	CH1	CH2
OFF	OFF	ON	OFF	OFF	ON	ON	ON
Lights off		Continuous On		Blinking		Triple Flash	

Dimensions (mm)



Mounting Dimensional Drawing (mm)




Model	Screw / Nut	Recommended Tightening Torque
SL08	M4	0.7 N·m
SL10	M5	1.4 N·m
SL15	M8	6.0 N·m

* 1 Adjust hole size as needed.

* 2 Mounting screws not included.

Rotating Beacons

SK New



Φ80 mm	Φ100 mm	Φ150 mm	CE	RoHS 10	UL
FCC	ICES	KC	EAC	PSE	IP23
Indoor/Outdoor Use	Upright/Sideways/Inverted* Mounting	Ambient Temperature -10°C--50°C	Red, Amber, Green, Blue	Motorized Rotation	88dB

*Indoor only



SKS: Φ80mm SKH: Φ100mm SKP: Φ150mm With buzzer
● Use the optional rubber gasket to increase the IP rating from IP23 to IP65. (SKS, SKH only)

Model Number Configuration

SKH-M1JB-R

- ①
- ②
- ③
- ④

① Size S = Φ80mm H = Φ100mm P = Φ150mm	② Rated Voltage / Wiring M1J = 12 - 24V DC / cable M1T = 12 - 24V DC / terminal block* M2J = 100 - 240V AC / cable M2T = 100 - 240V AC / terminal block*	③ Buzzer Blank = None B = Buzzer*	④ Color R = Red, Y = Amber G = Green, B = Blue
-------------------------------------------------	----------------------------------------------------------------------------------------------------------------------------------------------------------------------	-----------------------------------------	------------------------------------------------------

* SKH: Φ100mm only

Specification

Supported Transistors	None	Alarm Sound	Single tone (peak)	Volume Control	None
-----------------------	------	-------------	--------------------	----------------	------

Product List

Model	Size (mm)	Rated Voltage	Wiring	Alarm	Luminous Color	Power Consumption	Mass
SKS-M1J-R/Y/G/B	Φ80	12 - 24V DC	Cable	None	Red/ Amber/Green/Blue	2.9W	0.24kg
SKS-M2J-R/Y/G/B	Φ80	100 - 240V AC	Cable	None	Red/ Amber/Green/Blue	3.0W	0.27kg
SKH-M1J-R/Y/G/B	Φ100	12 - 24V DC	Cable	None	Red/ Amber/Green/Blue	2.9W	0.33kg
SKH-M1JB-R/Y/G/B	Φ100	12 - 24V DC	Cable	Yes	Red/ Amber/Green/Blue	3.6W	0.34kg
SKH-M1T-R/Y/G/B	Φ100	12 - 24V DC	Push-in terminal block	None	Red/ Amber/Green/Blue	2.9W	0.30kg
SKH-M1TB-R/Y/G/B	Φ100	12 - 24V DC	Push-in terminal block	Yes	Red/ Amber/Green/Blue	3.6W	0.31kg
SKH-M2J-R/Y/G/B	Φ100	100 - 240V AC	Cable	None	Red/ Amber/Green/Blue	3.0W	0.36kg
SKH-M2JB-R/Y/G/B	Φ100	100 - 240V AC	Cable	Yes	Red/ Amber/Green/Blue	3.3W	0.37kg
SKH-M2T-R/Y/G/B	Φ100	100 - 240V AC	Push-in terminal block	None	Red/ Amber/Green/Blue	3.0W	0.33kg
SKH-M2TB-R/Y/G/B	Φ100	100 - 240V AC	Push-in terminal block	Yes	Red/ Amber/Green/Blue	3.3W	0.34kg
SKP-M1J-R/Y/G/B	Φ150	12 - 24V DC	Cable	None	Red/ Amber/Green/Blue	2.9W	0.67kg
SKP-M2J-R/Y/G/B	Φ150	100 - 240V AC	Cable	None	Red/ Amber/Green/Blue	3.0W	0.70kg

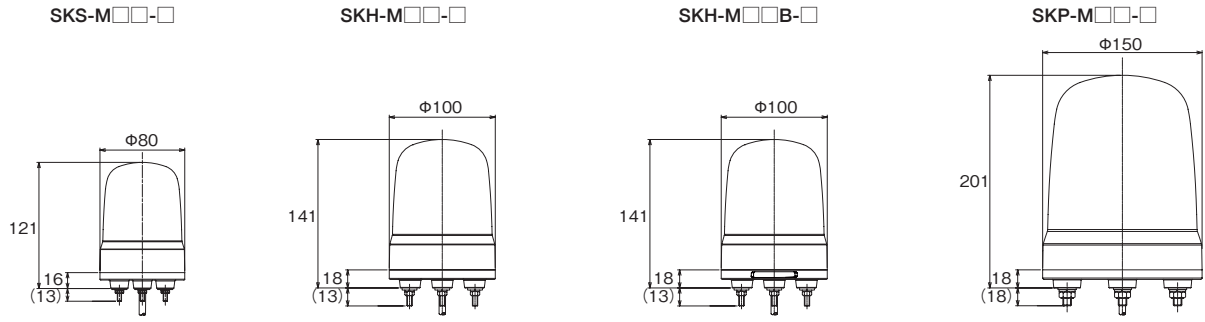
Optional Parts

For details refer to P. 93 to P. 98

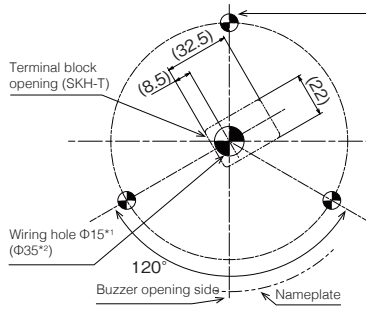
Product Description	Model Number
Wall mounting waterproof bracket	SZK-101
Wall mount bracket	SZK-102
Wall mount bracket	SZK-103
Cover for wall mount bracket	SZK-104
Cover for wall mount bracket	SZK-105
Wall mount bracket	SZ-007
Wall mount bracket	SZ-008
Wall mount bracket	SZ-023
Ceiling mounting bracket	SZW-101

Product Description	Model Number
Mounting rubber gasket	SZW-102
Mounting rubber gasket	SZW-103
Pole mounting bracket	SZP-101
1/2 in. NPT Bracket	SZP-102
1/2 in. NPT Bracket	SZP-103
1/2 in. NPT Bracket	SZP-104

Dimensions (mm)



Mounting Dimensional Drawing (mm)



Mounting Holes (3 places)		Nut (Included)
SKS	Φ5	M4
SKH	Φ6	M5
SKP	Φ9	M8


Mounting Pitch	
SKS	Φ50
SKH	Φ70
SKP	Φ120

Model	Nut	Recommended Tightening Torque
SKS	M4	0.7 N·m
SKH	M5	1.4 N·m
SKP	M8	6.0 N·m

- * 1 Adjust hole size as needed.
- * 2 Cord specifications with AC power plug


Multi-Function Beacons

SF New



Φ80 mm	Φ100 mm	CE	RoHS 10	UL	FCC	ICES
EAC	KC	PSE	NEMA TYPE 4X,13	IP23 (JN)	IP66 (KT)	Motorless Rotation
Flash	Pulse	Indoor/Outdoor Use	Upright/Sideways/Inverted* Mounting	Ambient Temperature -20°C~+50°C	Red, Amber, Green, Blue	88dB

*Indoor only *SF08:86dB



Model Number Configuration

SF10-M1KTB-R

① ② ③ ④

① Size 08 = Φ80mm 10 = Φ100mm	② Rated Voltage M1 = 12-24V DC M2 = 100-240V AC	③ Mounting / Wiring / Buzzer JN: 3-point bolt mounting / Cable / None KTN: 2-point hole mounting / Terminal block / None KTB: 2-point hole mounting / Terminal block / Buzzer	④ Color R = Red G = Green Y = Amber B = Blue
-------------------------------------	-------------------------------------------------------	----------------------------------------------------------------------------------------------------------------------------------------------------------------------------------------	--------------------------------------------------------------

Specification

Supported Transistors	NPN	Alarm Sound	Single tone (peak)	Volume Control	None
-----------------------	-----	-------------	--------------------	----------------	------

Product List

Model Number	Size (mm)	Rated Voltage	Wiring and Mounting	Alarm	Luminous Color	Power Consumption	Mass
SF08-M1JN-R/Y/G/B	Φ80	12 - 24V DC	Cable, 3-point bolt mounting	None	Red / Amber / Green / Blue	7.7W	0.27kg
SF08-M1KTN-R/Y/G/B	Φ80	12 - 24V DC	Push-in terminal block, 2-point hole mounting	None	Red / Amber / Green / Blue	7.7W	0.24kg
SF08-M1KTB-R/Y/G/B	Φ80	12 - 24V DC	Push-in terminal block, 2-point hole mounting	Yes	Red / Amber / Green / Blue	8.2W	0.25kg
SF08-M2JN-R/Y/G/B	Φ80	100 - 240V AC	Cable, 3-point bolt mounting	None	Red / Amber / Green / Blue	8.5W	0.3kg
SF08-M2KTN-R/Y/G/B	Φ80	100 - 240V AC	Push-in terminal block, 2-point hole mounting	None	Red / Amber / Green / Blue	8.5W	0.27kg
SF08-M2KTB-R/Y/G/B	Φ80	100 - 240V AC	Push-in terminal block, 2-point hole mounting	Yes	Red / Amber / Green / Blue	8.8W	0.28kg
SF10-M1JN-R/Y/G/B	Φ100	12 - 24V DC	Cable, 3-point bolt mounting	None	Red / Amber / Green / Blue	7.7W	0.40kg
SF10-M1KTN-R/Y/G/B	Φ100	12 - 24V DC	Push-in terminal block, 2-point hole mounting	None	Red / Amber / Green / Blue	7.7W	0.39kg
SF10-M1KTB-R/Y/G/B	Φ100	12 - 24V DC	Push-in terminal block, 2-point hole mounting	Yes	Red / Amber / Green / Blue	8.2W	0.40kg
SF10-M2JN-R/Y/G/B	Φ100	100 - 240V AC	Cable, 3-point bolt mounting	None	Red / Amber / Green / Blue	8.5W	0.43kg
SF10-M2KTN-R/Y/G/B	Φ100	100 - 240V AC	Push-in terminal block, 2-point hole mounting	None	Red / Amber / Green / Blue	8.5W	0.42kg
SF10-M2KTB-R/Y/G/B	Φ100	100 - 240V AC	Push-in terminal block, 2-point hole mounting	Yes	Red / Amber / Green / Blue	8.8W	0.43kg

Optional Parts

For details refer to P. 93 to P. 98

Product Description	Model Number	Product Description	Model Number
Wall mounting waterproof bracket	SZK-101	Ceiling mounting bracket	SZW-101
Wall mount bracket	SZK-102	Mounting rubber gasket	SZW-102
Cover for wall mount bracket	SZK-104	Mounting rubber gasket	SZW-103
Wall mount bracket	SZ-007	Pole mounting bracket	SZP-101
Wall mount bracket	SZ-008	1/2 in. NPT Bracket	SZP-102
Wall mount bracket	SZ-023	1/2 in. NPT Bracket	SZP-103

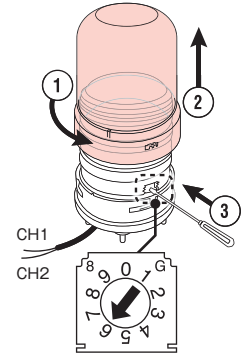
Wide Light Pattern Selection

Select from 22 light patterns to indicate various statuses at your work place.
The light pattern can easily be configured by adjusting the rotary switch and wiring channels.

Rotary switch	wiring		CH1	CH2	CH1	CH2	CH1	CH2	CH1	CH2
	OFF	OFF	ON	OFF	OFF	ON	ON	ON	ON	ON
0	Off		Rotating (120 rpm)	Triple-flash			Rotating (120 rpm)			
1	Off		Rotating (180 rpm)	Triple-flash			Rotating (180 rpm)			
2	Off		Triple-flash	Pulse pattern			Triple-flash			
3	Off		Rotating (60 rpm)	Rotation (120 rpm)			Rotating (180 rpm)			
4	Off		Single-flash	Double-flash			Triple-flash			
5	Triple-flash		Triple-flash	Triple-flash			Triple-flash			
6	Pulse pattern		Pulse pattern	Pulse pattern			Pulse pattern			
7	Rotating (60 rpm)		Rotating (60 rpm)	Rotating (60 rpm)			Rotating (60 rpm)			
8	Rotating (120 rpm)		Rotating (120 rpm)	Rotating (120 rpm)			Rotating (120 rpm)			
9	Rotating (180 rpm)		Rotating (180 rpm)	Rotating (180 rpm)			Rotating (180 rpm)			

= Dimmed = One side illuminated

Video of light patterns:

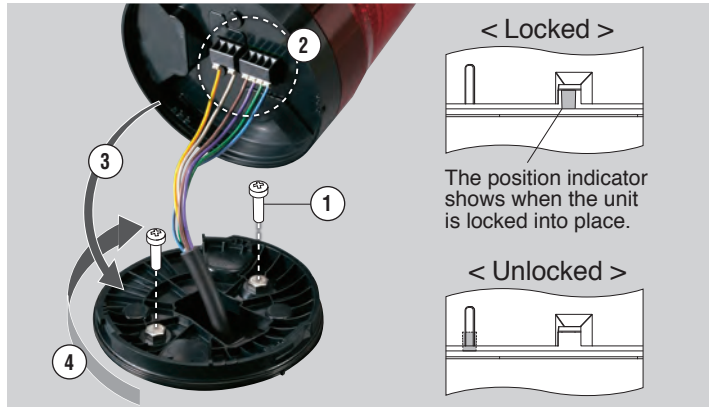


Easy Mounting

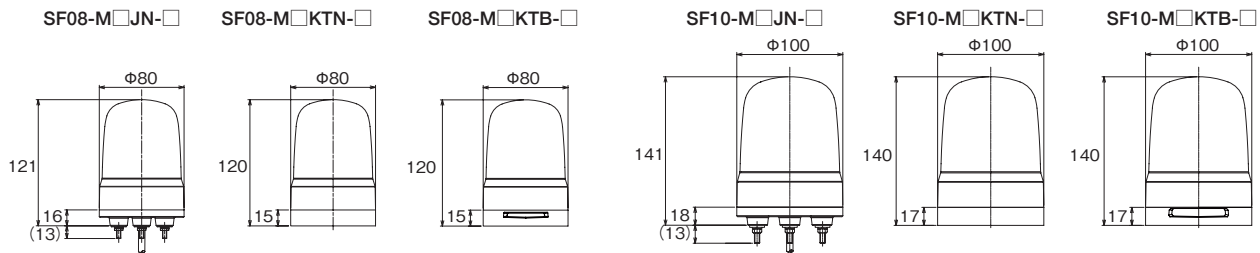
IP66 rating (KT type)

- 1 Screw in the mounting bracket
- 2 Connect wires to the push-in terminal block
- 3 Mount the body onto the mounting bracket
- 4 Lock into place

Mounting video

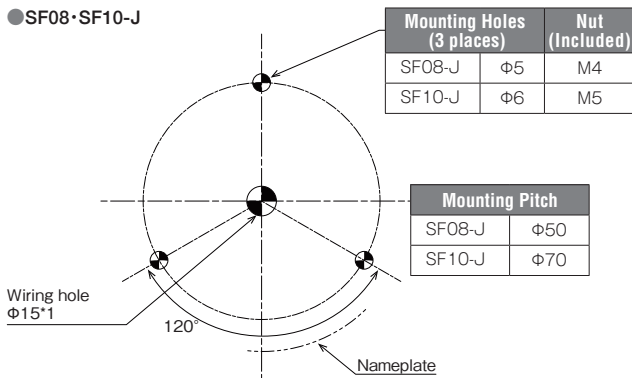


Dimensions (mm)

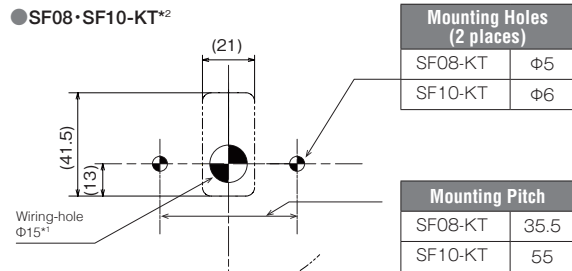


Mounting Dimensional Drawing (mm)

●SF08·SF10-J



●SF08·SF10-KT*2



Model	Screw / Nut	Recommended Tightening Torque
SF08	M4	0.7 N·m
SF10	M5	1.4 N·m

* 1 Adjust hole size as needed.
* 2 Mounting screws not included.

Signal Beacons

NE-A

New

Φ56 mm	CE	RoHS 10	UL	FCC	ICES	KC	IP67 (M1ANN)
IP65	NEMA TYPE 4X,13	Indoor Use	Mounting in All Directions	Ambient Temperature -30C~+50C	Ambient Temperature -25C~+60C	Red, Amber, Green, Blue, White, Multi-color: 7 colors	Continuous On
Flashing M1AN	88dB	2 Alarm Sounds	Touch Sensor M1ATB	NE-24A	NE-M1A		

*1. NE-M1A only



Model Number Configuration

NE-24A-R

① ②

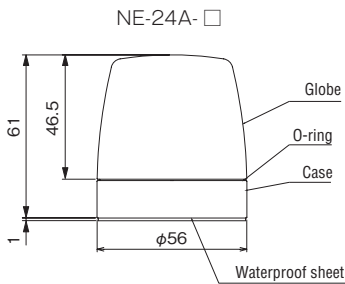
① Rated Voltage 24 = 24V DC	② Color R = Red B = Blue Y = Amber C = White G = Green
--------------------------------	-----------------------------------------------------------------

NE-M1ATB-M

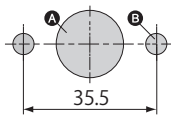
① ② ③ ④

① Rated Voltage M1 = 12 - 24V DC	② Touch sensor T = Touch sensor N = No touch sensor	③ Buzzer B = Buzzer N = No Buzzer
④ Color M = Multi-color		

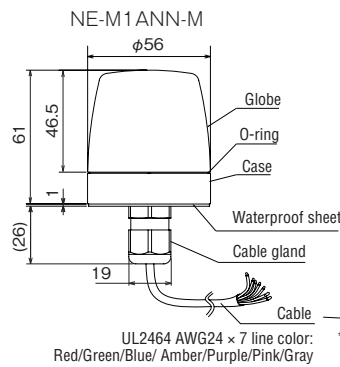
Dimensions (mm)



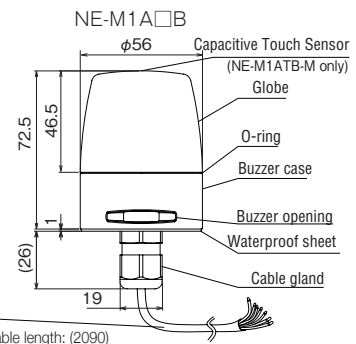
A Cable exit hole (Ø16)
With cable gland (φ26)



B Mounting screw holes (2-Ø4.5)
M4 screws
(Tightening torque : 0.6N · m)



UL2464 AWG24 × 7 line color:
Red/Green/Blue/ Amber/Purple/Pink/Gray



* Cable length: (2090)

Product List

Model Number	Rated Voltage	Touch Sensor	Alarm	Luminous Color	Power Consumption	Mass
NE-24A-R	24V DC	None	None	Red	0.7W	0.06kg
NE-24A-Y	24V DC	None	None	Amber	0.7W	0.06kg
NE-24A-G	24V DC	None	None	Green	0.7W	0.06kg
NE-24A-B	24V DC	None	None	Blue	0.7W	0.06kg
NE-24A-C	24V DC	None	None	White	0.7W	0.06kg
NE-M1ANN-M	12 - 24V DC	None	None	Multi-color (7 colors)	1.2W	0.15kg
NE-M1ANB-M	12 - 24V DC	None	Yes	Multi-color (7 colors)	1.8W	0.17kg
NE-M1ATB-M	12 - 24V DC	Yes	Yes	Multi-color (7 colors)	1.8W	0.17kg

Specification

Supported Transistors	24 : NPN/PNP, M1 : NPN
Alarm Sound	2 sounds (Intermittent, continuous)
Volume Control	None

Optional Parts

For details refer to P. 93 to P. 98

Product Description	Model Number
Pole bracket	NE-001D
Wall mounting bracket	NE-002D

Vibration Resistant Rotating Beacons

RLR

Φ162 mm	CE (Excluding M2)	RoHS 10	IP66	Indoor/ Outdoor Use	Upright/ Inverted Mounting
Ambient Temperature -30°C~+70°C	Ambient Temperature -10°C~+50°C	Red, Amber, Green, Blue	Motorized Rotation	Vibration resistance 110m/s² (Excluding M2)	
DC specification	AC specifications				



RLR

LAN / USB /
PoE / Wireless

Signal Tower

Beacons

Cube Tower

Audible Alarms
and MP3 Voice
Annunciators

Hybrid Signaling
Devices

LED Illumination

Optional Parts

Model Number Configuration

RLR-04-P-R

① ② ③

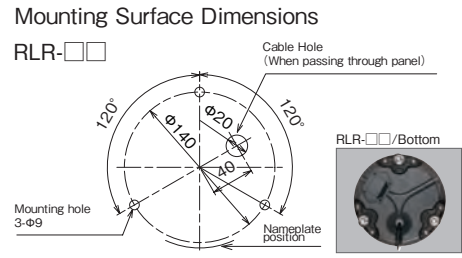
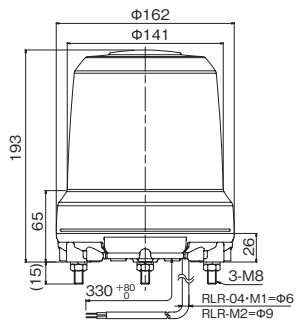
① Rated Voltage 04 = 48V DC M1 = 12/24V DC M2 = 100 - 240V AC	② Mounting Pitch Blank = Φ140 P = Φ120	③ Luminous Color R = Red Y = Amber G = Green B = Blue
------------------------------------------------------------------------	----------------------------------------------	-------------------------------------------------------------------

Optional Parts

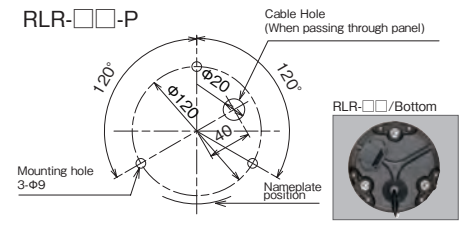
For details refer to P. 93 to P. 98

Part Description	Model Number
Wall Mount Bracket	SZ-023
Wall Mount Bracket	SZ-008

Dimensions (mm)



※ Caution ※
If waterproofing is required, apply waterproofing treatment when wiring.
If improperly treated moisture may enter from the end of the power line.



Nominal cross-sectional area: Line type
RLR-04/M1 : 0.5mm²: HVCTF
RLR-M2 : 0.75mm²: VCT

Product List

Model Number	Rated Voltage	Mounting Pitch	Luminous Color	Power Consumption	Mass
RLR-M1-R/Y/G/B	12V / 24V DC	Φ140	Red / Amber / Green / Blue	7.6W	1.0kg
RLR-04-R/Y/G/B	48V DC	Φ140	Red / Amber / Green / Blue	8.2W	1.0kg
RLR-M2-R/Y/G/B	100 - 240V AC	Φ140	Red / Amber / Green / Blue	7.8W	1.06kg
RLR-M1-P-R/Y/G/B	12V / 24V DC	Φ120	Red / Amber / Green / Blue	7.6W	1.0kg
RLR-04-P-R/Y/G/B	48V DC	Φ120	Red / Amber / Green / Blue	8.2W	1.0kg
RLR-M2-P-R/Y/G/B	100 - 240V AC	Φ120	Red / Amber / Green / Blue	7.8W	1.06kg

Flashing Beacons

LFH



100 mm	CE Excluding LFH-S/LFH-48	RoHS 10	UL Excluding LFH-S	FCC Excluding LFH-S	IP66	Indoor/Outdoor Use
Upright/SideWAYS/Inverted Mounting	Ambient Temperature -30°C~+70°C	Ambient Temperature -20°C~+60°C	Red, Amber, Green, Blue, White	Flash 110 fpm (LFH)	Flash 140 fpm (LFH-S)	Vibration resistance 90m/s² (Excluding LFH-M2)
	DC specification	AC specifications				

Model Number Configuration

LFH-12S-R

① ② ③

① Rated Voltage 12 = 12V DC 24 = 24V DC 48 = 48V DC M2 = 100/120/200/230V AC	② Number of Flashes Blank = 110 ± 10 fpm S = 140 ± 14 fpm	③ Color R = Red B = Blue Y = Amber C = White G = Green
------------------------------------------------------------------------------------------	-----------------------------------------------------------------	--------------------------------------------------------------------

Product List

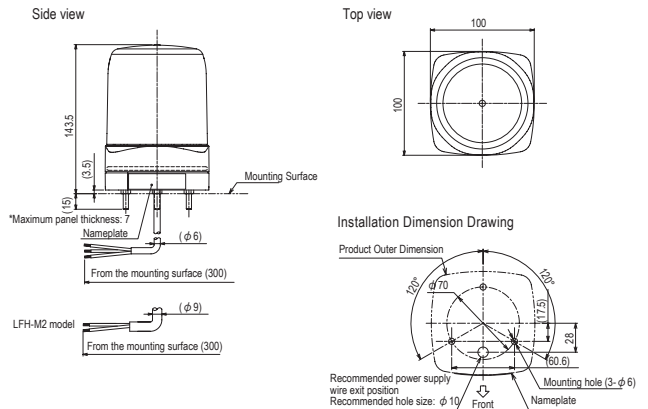
Model Number	Rated Voltage	Number of Flashes (fpm)	Luminous Color	Power Consumption	Mass
LFH-12-R/Y/G/B/C	12V DC	110	Red / Amber / Green / Blue / White	6.0W	0.57kg
LFH-24-R/Y/G/B/C	24V DC	110	Red / Amber / Green / Blue / White	5.5W	0.57kg
LFH-48-R/Y/G/B/C	48V DC	110	Red / Amber / Green / Blue / White	7.5W	0.57kg
LFH-M2-R/Y/G/B/C	100/120/200/230V AC	110	Red / Amber / Green / Blue / White	6.8W	0.61kg
LFH-12S-R/Y/G/B/C	12V DC	140	Red / Amber / Green / Blue / White	6.0W	0.57kg
LFH-24S-R/Y/G/B/C	24V DC	140	Red / Amber / Green / Blue / White	5.5W	0.57kg
LFH-48S-R/Y/G/B/C	48V DC	140	Red / Amber / Green / Blue / White	7.5W	0.57kg

Optional Parts

For details refer to P. 93 to P. 98

Product Description	Model Number
Wall Mount Bracket	SZ-007

Dimensions (mm)



Flashing Beacons

REL

IP65	Indoor/ Outdoor Use	Upright/ Sideways/ Inverted* Mounting	Ambient Temperature -20°C~+55°C
*Indoor only			
Red, Amber	Flash 110 fpm (M2, 24V DC)	Flash 140 fpm (48V DC)	



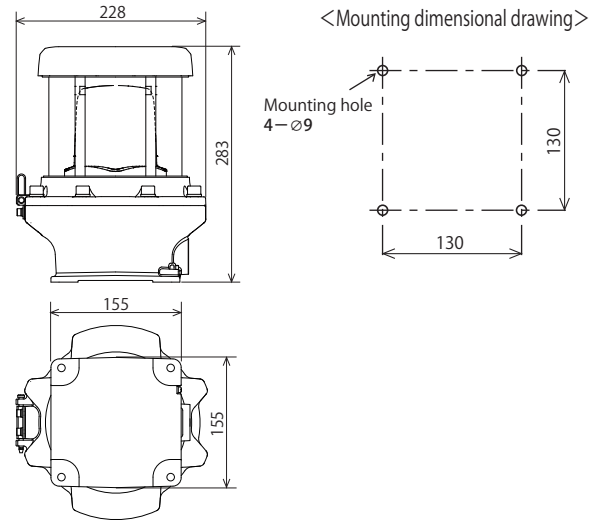
Model Number Configuration

REL-24-R

① ②

① Rated Voltage 24 = 24V DC 48 = 48V DC* M2 = 100-230V AC (50/60Hz) *48V DC only available in amber (-Y)	② Luminous Color R = Red Y = Amber
----------------------------------------------------------------------------------------------------------------------	------------------------------------------

Dimensions (mm)



Optional Parts

For details refer to P. 93 to P. 98

Product Description	Model Number
Cable gland	REL-001 (Applicable cable diameter: 7 to 12mm)

Product List


Model Number	Rated Voltage	Luminous Color	Power Consumption	Mass
REL-24-R/Y	24V DC	Red/ Amber	5.5W	7.2kg
REL-48-Y	48V DC	Amber	7.5W	7.2kg
REL-M2-R/Y	100 ~ 230V AC	Red/ Amber	6.8W	7.2kg

Warning Light

LPT

New

CE	RoHS 10	FCC	IP68	NEMA TYPE 4X,13	Indoor/Outdoor Use	Mounting in All Directions
Ambient Temperature -30°C ~ +75°C	Red, Amber, Green, Blue	Flash 400 fpm Triple, Extreme warning	Blinks 67 fpm Blinking Mode	Vibration resistance 90m/s²	Connect up to 20 units	



LPT-2M1

LPT-1M1



Model Number Configuration

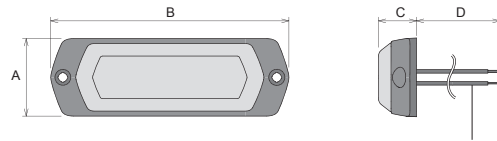
LPT-1M1-R

①

②

- ① Size
1 = 86.0 × 28.0 (mm)
2 = 114.4 × 43.4 (mm)
- ② Luminous colors
R = Red G = Green
Y = Amber B = Blue

Dimensions (mm)



Lead wires (stripped tips) : AVS 0.5mm × 4

Model Number	A	B	C	D
LPT-1M1-□	28.0	86.0	13.5	500
LPT-2M1-□	43.4	114.4	13.5	500

Product List

Model Number	Rated Voltage	Luminous Color	Power Consumption	Mass
LPT-1M1-R	12 - 24V DC	Red	3.6W	0.072kg
LPT-1M1-Y	12 - 24V DC	Amber	3.6W	0.072kg
LPT-1M1-G	12 - 24V DC	Green	7.2W	0.072kg
LPT-1M1-B	12 - 24V DC	Blue	6.0W	0.072kg
LPT-2M1-R	12 - 24V DC	Red	13.2W	0.13kg
LPT-2M1-Y	12 - 24V DC	Amber	13.2W	0.13kg
LPT-2M1-G	12 - 24V DC	Green	15.6W	0.13kg
LPT-2M1-B	12 - 24V DC	Blue	14.4W	0.13kg

Feature

High Reliability

- Visible from great distances
- High vibration resistance, 90m/s²
- IP68 dust-proof, water-proof protection



Various Light Patterns

Triple Flash	
Extreme Warning Flash	
Continuous On	
Blinking	

The following can be changed according to preset settings *

- Flash pattern
- Simultaneous or alternating flash (when multiple units are connected)

* Factory default: Triple-flash, simultaneous flash

Battery-powered Flashing Beacons

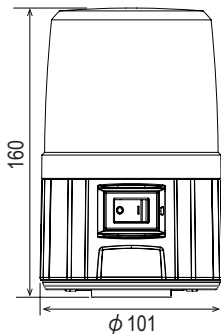
PFH

Φ101	CE	RoHS 10
IP55	Indoor/Outdoor Use	Upright/Sideways Mounting
Ambient Temperature -10°C~+50°C	Red, Amber	Flash Battery




Dimensions (mm)

Side view



Bottom view



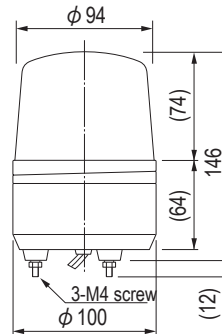
Small Rotating Beacons

SKH-EA

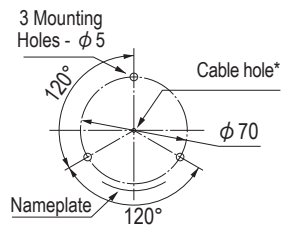
Φ100 mm	CE	RoHS 10	IP23
Indoor/Outdoor Use	Upright/Sideways*/Inverted* Mounting	Ambient Temperature -30°C~+80°C (DC)	Ambient Temperature -30°C~+60°C (AC)
Red, Amber, Green, Blue	Motorized Rotation		



Dimensions (mm)



Installation Dimension Drawings



*To pass a 100V plug a Φ30 cable hole is required.

Product List

Model Number	Power Supply	Luminous Color	Mass
PFH-BT-R/Y	4 AA alkaline or nickel metal hydride batteries	Red/Amber	0.51 kg (without batteries)

- Toggle between "Flash pattern" and "Lighting mode" depending on your application: Indoors, outdoors, day or night.

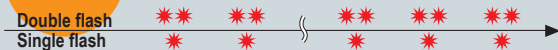
High visibility
Power mode

Battery life (24 h) *

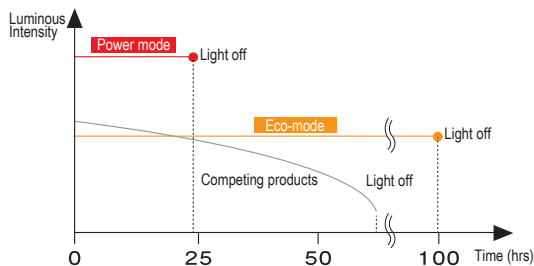


Long-lasting
Eco Mode

Battery life (100 h) *



* Battery life will vary depending on battery type and environmental conditions.



As the battery wears out the light will not dim but visibility and brightness are maintained until the end.

Product List

Model Number	Rated Voltage	Bulb	No.	Luminous Color	Power Consumption	Mass
SKH-12EA-R/Y/G/B	12V DC	12V 10W	9	Red/ Amber/ Green/Blue	9.6W	0.4kg
SKH-24EA-R/Y/G/B	24V DC	24V 10W	10	Red/ Amber/ Green/Blue	12.0W	0.4kg
SKH-100EA-R/Y/G/B	100V AC	12V 5W	12	Red/ Amber/ Green/Blue	6.2W	0.6kg
SKH-200EA-R/Y/G/B	200V AC	12V 5W	12	Red/ Amber/ Green/Blue	6.5W	0.6kg

Bulb shape...Halogen bulb cap BA15S

Bulb No.	Model Number
9	D01201003A-F1
10	D02401003A-F1
12	D01200503A-F1

Optional Parts

For details refer to P. 93 to P. 98

Product Description	Model Number
Wall Mount Bracket	SZ-007

Rotating LED Tower Light

KES

- 80 mm
- IP23
- Indoor/Outdoor Use
- Upright Mounting
- Ambient Temperature -30C~+60C
- Red, Amber, Green
- Motorized Rotation
- 85dB
- 1 Alarm Sound



KES Type
KESB Type (with buzzer)

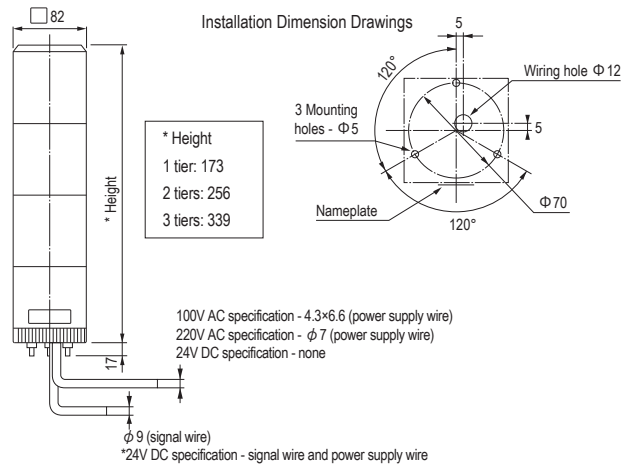
Model Number Configuration

KESB-302-RYG

- 1
- 2
- 3
- 4

① Buzzer Blank = None B = Buzzer	② Number of Tiers 1 = 1 Tier 2 = 2 Tiers 3 = 3 Tiers	③ Rated Voltage 02 = 24V DC 10 = 100V AC 20 = 220V AC	④ Color R = Red Y = Amber G = Green (Top to bottom)
----------------------------------------	---------------------------------------------------------------	----------------------------------------------------------------	-----------------------------------------------------------------

Dimensions (mm)



Specification

Supported Transistors	NPN
Alarm Tone	Single tone (peak) (for KESB only)
Volume Control	Not adjustable

Optional Parts

For details refer to P. 93 to P. 98

Product Description	Model Number
Wall Mount Bracket	SZ-007

Product List

Model Number	Number of Tiers	Rated Voltage	Luminous Color	Power Consumption (KES)	Power Consumption (KESB)	Mass
KES(B)-102-R/Y/G	1	24V DC	Red / Amber / Green	5.5W	5.5W	0.4kg
KES(B)-110-R/Y/G	1	100V AC	Red / Amber / Green	6.4W	7.3W	0.8kg
KES(B)-120-R/Y/G	1	220V AC	Red / Amber / Green	6.4W	7.3W	0.8kg
KES(B)-202-RY/RG	2	24V DC	Red, Amber / Red, Green	10.5W	11.5W	1.0kg
KES(B)-210-RY/RG	2	100V AC	Red, Amber / Red, Green	10.5W	11.0W	1.4kg
KES(B)-220-RY/RG	2	220V AC	Red, Amber / Red, Green	10.5W	11.0W	1.4kg
KES(B)-302-RYG	3	24V DC	Red, Amber, Green	15.5W	16.5W	1.4kg
KES(B)-310-RYG	3	100V AC	Red, Amber, Green	14.0W	15.0W	1.8kg
KES(B)-320-RYG	3	220V AC	Red, Amber, Green	14.0W	15.0W	1.8kg

Rotating Tower Light

KJS

- 82 mm
- IP23
- Indoor/Outdoor Use
- Upright Mounting
- Ambient Temperature -30°C~+60°C
- Red, Amber, Green, Blue
- Motorized Rotation
- 85dB
- 1 Alarm Sound



KJS Type
KJSB Type (with buzzer)

KJS

LAN / USB / PoE / Wireless

Signal Tower

Beacons

Cube Tower

Audible Alarms and MP3 Voice and Announciators

Hybrid Signaling Devices

LED Illumination

Optional Parts

Model Number Configuration

KJSB-302-RYG

- ①
- ②
- ③
- ④

① Buzzer Blank = None B = Buzzer	② Number of Tiers 1 = 1 Tier 2 = 2 Tiers 3 = 3 Tiers	③ Rated Voltage 01 = 12V DC 02 = 24V DC 10 = 100V AC 20 = 220V AC	④ Color R = Red G = Green Y = Amber B = Blue (Top to bottom)
----------------------------------------	---------------------------------------------------------------	-------------------------------------------------------------------------------	-----------------------------------------------------------------------------

Optional Parts

For details refer to P. 93 to P. 98

Product Description	Model Number
Wall Mount Bracket	SZ-007

Bulb No.	Model Number
9	D01201003A-F1
10	D02401003A-F1
12	D01200503A-F1

Specification

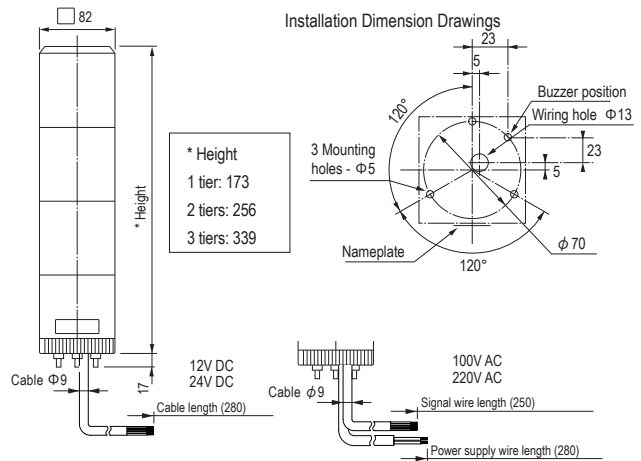
Supported Transistors	NPN
Alarm Tone	Single tone (peak) (for KJSB only)
Volume Control	Not adjustable

Product List

Model Number	Number of Tiers	Rated Voltage	Bulb	No.	Luminous Color	Power Consumption (KJS)	Power Consumption (KJSB)	Mass
KJS(B)-102-R/Y/G/B	1	24V DC	24V 10W	10	Red/ Amber / Green / Blue	13.3W	14.4W	0.7kg
KJS(B)-110-R/Y/G/B	1	100V AC	12V 5W	12	Red/ Amber / Green / Blue	9.0W	9.5W	0.7kg
KJS(B)-120-R/Y/G/B	1	220V AC	12V 5W	12	Red/ Amber / Green / Blue	9.0W	9.5W	0.7kg
KJS(B)-201-RY/RG	2	12V DC	12V 10W	9	Red, Amber / Red, Green	11.5W	11.9W	1.2kg
KJS(B)-202-RY/RG	2	24V DC	24V 10W	10	Red, Amber / Red, Green	26.5W	27.6W	1.2kg
KJS(B)-210-RY/RG	2	100V AC	12V 5W	12	Red, Amber / Red, Green	17.2W	17.8W	1.2kg
KJS(B)-220-RY/RG	2	220V AC	12V 5W	12	Red, Amber / Red, Green	17.2W	17.8W	1.2kg
KJS(B)-301-RYG	3	12V DC	12V 10W	9	Red, Amber, Green	17.3W	17.6W	1.6kg
KJS(B)-302-RYG	3	24V DC	24V 10W	10	Red, Amber, Green	39.7W	40.9W	1.6kg
KJS(B)-310-RYG	3	100V AC	12V 5W	12	Red, Amber, Green	25.8W	26.4W	1.6kg
KJS(B)-320-RYG	3	220V AC	12V 5W	12	Red, Amber, Green	25.8W	26.4W	1.6kg

Bulb shape...Glass bulb G18 cap BA15S

Dimensions (mm)



Rotating Tower Light

KJ

- 116 mm
- IP23
- Indoor/Outdoor Use
- Upright Mounting
- Ambient Temperature -30°C~+60°C
- Red, Amber, Green, Blue
- Motorized Rotation
- 85dB
- 1 Alarm Sound



KJ Type
KJB Type (with buzzer)

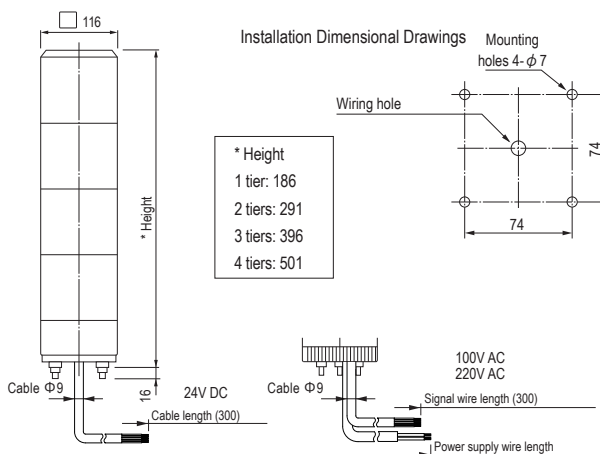
Model Number Configuration

KJB-420-RYGB

- ①
- ②
- ③
- ④

① Buzzer Blank = None B = Buzzer	② Number of Tiers 1 = 1 Tier 2 = 2 Tiers 3 = 3 Tiers 4 = 4 Tiers	③ Rated Voltage 02 = 24V DC 10 = 100V AC 20 = 220V AC	④ Color R = Red Y = Amber (Top to bottom) G = Green B = Blue
----------------------------------------	------------------------------------------------------------------------------	----------------------------------------------------------------	-----------------------------------------------------------------------------

Dimensions (mm)



Optional Parts

For details refer to P. 93 to P. 98

Product Description	Model Number
Wall Mount Bracket	SZ-023
Wall Mount Bracket	SZ-008

Bulb Number	Model Number
10	D02401003A-F1
12	D01200503A-F1

Specification

Supported Transistors	NPN
Alarm Tone	Single tone (peak) (KJB only)
Volume Control	Adjustable

Product List

Model Number	Number of Tiers	Rated Voltage	Bulb	No.	Luminous Color	Power Consumption (KJ)	Power Consumption(KJB)	Mass
KJ(B)-102-R/Y/G/B	1	24V DC	24V 10W	10	Red/ Amber/Green/Blue	13.3W	13.9W	1.0kg
KJ(B)-110-R/Y/G/B	1	100V AC	12V 5W	12	Red/Amber/Green/Blue	7.5W	7.8W	1.2kg
KJ(B)-120-R/Y/G/B	1	220V AC	12V 5W	12	Red/Amber/Green/Blue	7.5W	7.8W	1.2kg
KJ(B)-202-RY/RG	2	24V DC	24V 10W	10	Red, Amber / Red, Green	26.6W	27.2W	1.5kg
KJ(B)-210-RY/RG	2	100V AC	12V 5W	12	Red, Amber/ Red, Green	12.5W	12.9W	2.0kg
KJ(B)-220-RY/RG	2	220V AC	12V 5W	12	Red, Amber/ Red, Green	12.5W	12.9W	2.0kg
KJ(B)-302-RYG	3	24V DC	24V 10W	10	Red, Amber, Green	40.0W	40.6W	2.0kg
KJ(B)-310-RYG	3	100V AC	12V 5W	12	Red, Amber, Green	17.3W	17.7W	2.5kg
KJ(B)-320-RYG	3	220V AC	12V 5W	12	Red, Amber, Green	17.3W	17.7W	2.5kg
KJ(B)-402-RYGB	4	24V DC	24V 10W	10	Red, Amber, Green, Blue	53.3W	53.9W	2.5kg
KJ(B)-410-RYGB	4	100V AC	12V 5W	12	Red, Amber, Green, Blue	22.1W	22.5W	3.0kg
KJ(B)-420-RYGB	4	220V AC	12V 5W	12	Red, Amber, Green, Blue	22.1W	22.5W	3.0kg

Audible Alarm

BM

Wall-mounted
(D type)



Φ30 mm	CE (24V DC)	RoHS 10	IP30	IP34 (D type only)	Indoor/ Outdoor Use	Upright/ Sideways/ Inverted* Mounting	Ambient Temperature -10°C~+60°C	75-90dB
2 Alarm Sounds	2 Inputs	* Indoor Only						

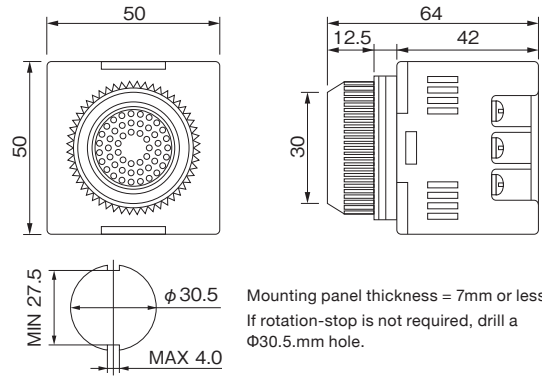
Model Number Configuration

BM-220D

① ②

- | | |
|----------------------------------------------------------------------|-----------------------------------------------------------------------------------------|
| ① Rated Voltage
202 = 24V AC/DC
210 = 100V AC
220 = 220V AC | ② Specification
Blank = Standard Type
H = High Volume Type
D = Drip-proof Type |
|----------------------------------------------------------------------|-----------------------------------------------------------------------------------------|

Dimensions (mm)



Product List

Model Number	Rated Voltage	Specifications	Power Consumption	Mass
BM-202	24V AC/DC	Standard	0.4W	0.12kg
BM-210	100V AC	Standard	2.5W	0.12kg
BM-220	220V AC	Standard	3.5W	0.12kg
BM-202H	24V AC/DC	High Volume Type	0.4W	0.13kg
BM-210H	100V AC	High Volume Type	2.5W	0.13kg
BM-220H	220V AC	High Volume Type	3.5W	0.14kg
BM-202D	24V AC/DC	Drip-proof Type	0.4W	0.14kg
BM-210D	100V AC	Drip-proof Type	2.5W	0.15kg
BM-220D	220V AC	Drip-proof Type	3.5W	0.15kg

Sound Specification

Alarm Sound	Rapid Hi-Lo (CH1), Stutter (CH2)
Volume Control	Not adjustable

Slim MP3 Voice Annunciator

BSV/BSV-L

BSV/BSV-L

75 mm	CE	RoHS 10	UL	FCC	IP54 (Panel Mounting)	Indoor/Outdoor Use	Upright/Sideways*/Inverted* Mounting	Ambient Temperature -10°C~+50°C
87dB	Playback Length 63 seconds	Playback Length 520 seconds (BSV-L)	bit / binary 4 / 15 inputs					



-D (Dark gray)

-W (Off White)



Panel-mounted



Wall-mounted



SD card slot



Full-scale

LAN / USB / PoE / Wireless

Signal Tower

Beacons

Cube Tower

Audible Alarms and MP3 Voice Annunciators

Hybrid Signaling Devices

LED Illumination

Optional Parts

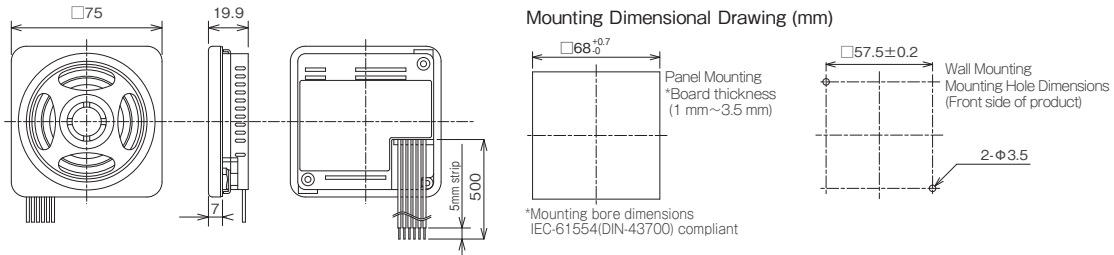
Model Number Configuration

BSV-24NLM-W

- ①
- ②
- ③
- ④

- | | | | |
|-----------------------------------------------|----------------------------------------------------------|------------------------------------------------------------|---------------------------------------------------------------|
| ① Supported Transistors
N = NPN
P = PNP | ② Recording Time
L = 520 seconds
None = 63 seconds | ③ Pre-recorded Message
None = None (15 built-in sounds) | ④ Cover Color
W = Off White
D = Dark Gray
S = Silver |
|-----------------------------------------------|----------------------------------------------------------|------------------------------------------------------------|---------------------------------------------------------------|

Dimensions (mm)



Product List

Model Number	Rated Voltage	Supported Transistors	Recording Time	Pre-recorded Message	Cover Color	Power Consumption	Mass
BSV-24N(L)-W/D/S	12 - 24V DC	NPN	63 seconds/520 seconds	None	Off-white, Dark Gray, Silver	3.5W	0.1kg
BSV-24P(L)-W/D/S	12 - 24V DC	PNP	63 seconds/520 seconds	None	Off-white, Dark Gray, Silver	3.5W	0.1kg
BSV-24N(L)M-W/D/S	12 - 24V DC	NPN	63 seconds/520 seconds	Yes	Off-white, Dark Gray, Silver	3.5W	0.1kg
BSV-24P(L)M-W/D/S	12 - 24V DC	PNP	63 seconds/520 seconds	Yes	Off-white, Dark Gray, Silver	3.5W	0.1kg

Sound Specification

Volume Control	Rotating knob
Sound File Format	MP3 (Bit rate: 32 kbps, 64kbps)

Optional Parts

For details refer to P. 93 to P. 98

Product Description	Model Number
SD card (2GB)	SDV-2GP

Alarm Sound Selection Chart

Maximum 15-message playback (BSV-M type)

15 built-in standard alarm sounds (BSV type)

Contains 15 standard alarm sounds.

No.1 Chime	No.2 Beep	No.3 Stutter	No.4 Bell	No.5 Yelp
No.6 Rapid Hi-Lo	No.7 Melody Chime	No.8 Synthesized Piano	No.9 Synthesized Bell	No.10 Stutter & Bell
No.11 Synthesized Melody	No.12 Call Sign	No.13 Inverted Reveille x3	No.14 Galactic Motor	No.15 Two Tone

Note:

1. Changing or adding messages will delete all standard alarms and MP3 data in the main unit's memory.
2. Changing operation modes requires an SD card (SDV-2GP, sold separately).
3. Operation is not guaranteed when using other types of SD cards.
4. Change input mode to binary in order to access all 15 sounds.

Operation Modes

Modes			
A	Bit input and normal playback	C	Bit input and hold playback
E	Binary input and normal playback	G	Binary input and hold playback
B	Playback prioritizing bit input and subsequent input	D	Bit input and memory playback
F	Playback prioritizing binary input and subsequent input	H	Binary input and memory playback

Audible Alarm

BD-A

80 mm	CE (DC Type)	RoHS 10	UL (DC Type)	FCC	IP54	Indoor/Outdoor Use
Upright/Sideways/Inverted Mounting	Ambient Temperature -20°C~+55°C	90dB	32 Alarm Sounds	4 Inputs		



-J (Light gray)

-K (Dark gray)

Model Number Configuration

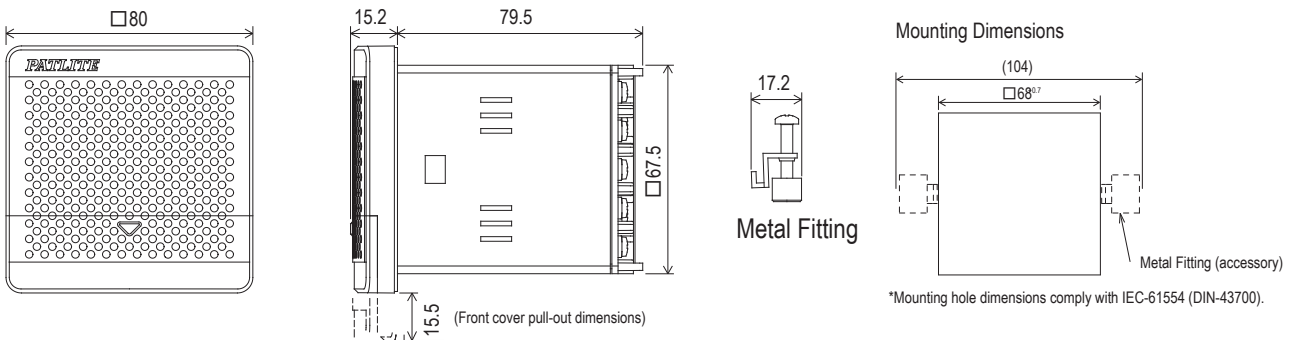
BD-24AA-J

① ② ③

① Rated Voltage 24 = 12 - 24V DC 100 = 100/220V AC	② Alarm Type* A = Type A C = Type C D = Type D E = Type E	③ Body Color - Front J = Light Gray K = Dark Gray
----------------------------------------------------------	-----------------------------------------------------------------------	---------------------------------------------------------

* Please refer to the Sound Selection Chart on page 84 for alarm details.

Dimensions (mm)



Product List

Model Number	Rated Voltage	Alarm Type	Body Color - Front	Power Consumption	Mass
BD-24A □ -J/K	12 - 24V DC	A/C/D/E	Light Gray, Dark Gray	4.0W	0.16kg
BD-100A □ -J/K	100/220V AC	A/C/D/E	Light Gray, Dark Gray	5.0W	0.18kg

Other Specifications

Supported Transistors	NPN
Volume Control	Rotating knob

Optional Parts

For details refer to P. 93 to P. 98

Product Description	Model Number
SD card (2GB)	SDV-2GP

MP3 Voice Annunciator for Panel Mounting

BDV



80 mm	CE (DC Type)	RoHS 10	IP54	Indoor/Outdoor Use
Upright/Sideways/Inverted Mounting	Ambient Temperature -10°C→+50°C	87dB	Playback Length 63.5 seconds	bit/binary 4/15 Inputs

* Indoors for sideways and inverted directions.



BDV

LAN / USB / PoE / Wireless

Signal Tower

Beacons

Cube Tower

Audible Alarms and MP3 Voice Annunciators

Hybrid Signaling Devices

LED Illumination

Optional Parts

Model Number Configuration

BDV-15JF-J

① ②

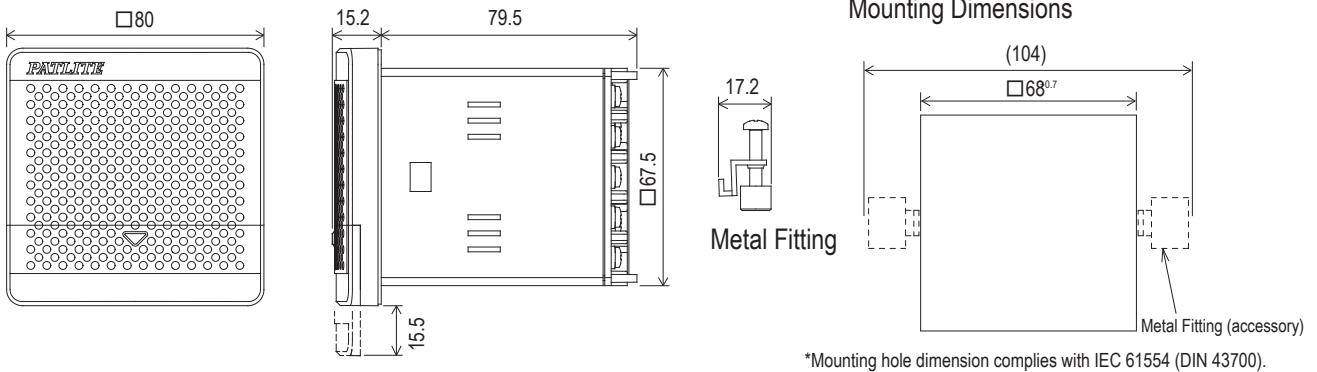
① Rated Voltage ② Body Color - Front
 J = 12 - 24V DC J = Light Gray
 K = 100 / 220V AC K = Dark Gray

Optional Parts

For details refer to P. 93 to P. 98

Product Description	Model Number
SD card (2GB)	SDV-2GP

Dimensions (mm)



*Mounting hole dimension complies with IEC 61554 (DIN 43700).

Product List

Model Number	Rated Voltage	Body Color - Front	Power Consumption	Mass
BDV-15JF-J/K	12 - 24V DC	Light Gray, Dark Gray	4W	0.22kg
BDV-15KF-J/K	100 / 220V AC	Light Gray, Dark Gray	5W	0.34kg

Other Specifications

Supported Transistors	NPN
Sound File Format	MP3 data (Bit rate: 64 kbps/Sample rate: 44.1kHz)

Audible Alarm

BK

□120 mm	CE (DC Type)	RoHS 10	IP54	Indoor/Outdoor Use
Upright/Sideways*/Inverted* Mounting	Ambient Temperature -20°C~+50°C	95dB	32 Alarm Sounds	bit/binary 8/32 Inputs

* Indoor Only

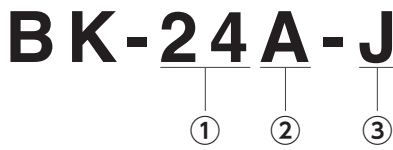


-J (Light gray)



-K (Dark gray)

Model Number Configuration

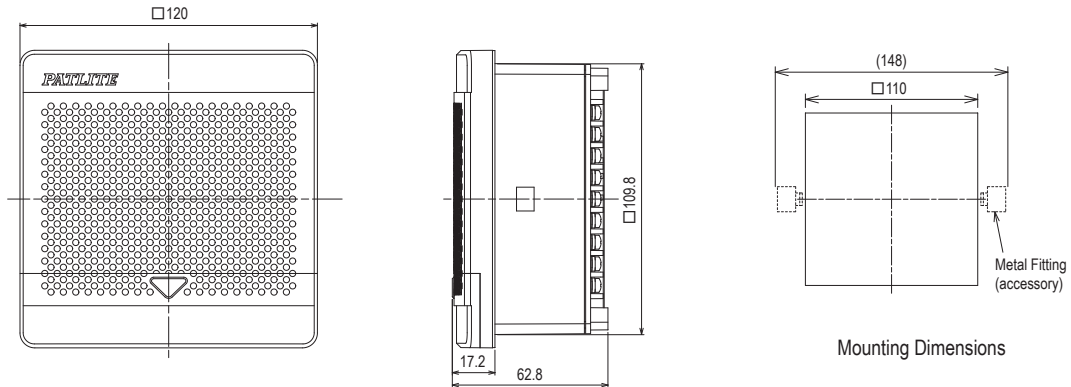


- | | | |
|-----------------------------------------------------------------------|-----------------------------------------------------------------------|---------------------------------------------|
| ① Rated Voltage
24 = 12 - 24V DC
100 = 100V AC
220 = 220V AC | ② Alarm Type*
A = Type A
C = Type C
D = Type D
E = Type E | ③ Colors
J = Light Gray
K = Dark Gray |
|-----------------------------------------------------------------------|-----------------------------------------------------------------------|---------------------------------------------|

The following custom specifications are available.
● PNP open collector specifications

* Please refer to the Sound Selection Chart on page 84 for alarm details.

Dimensions (mm)



Product List

Model Number	Rated Voltage	Alarm Type	Color	Power Consumption	Mass
BK-24 □ -J/K	12 - 24V DC	A/C/D/E	Light Gray, Dark Gray	12W	0.35kg
BK-100 □ -J/K	100V AC	A/C/D/E	Light Gray, Dark Gray	10W	0.53kg
BK-220 □ -J/K	220V AC	A/C/D/E	Light Gray, Dark Gray	11W	0.53kg

Other Specifications

Supported Transistors	NPN
Volume Control	Rotating knob

Optional Parts

For details refer to P. 93 to P. 98

Product Description	Model Number
Mounting bracket	BK-001 (2 fixed seals attached)
Mounting bracket	BK-002-J
Mounting bracket	BK-002-K
SD card (2GB)	SDV-2GP

* BK-001 can be used to install the product with □130mm mounting holes from older models.

MP3 Voice Annunciator for Panel Mount

BKV



□ 120 mm	CE (DC Type)	RoHS 10	IP54	Indoor/Outdoor Use
Upright/Sideways*/Inverted* Mounting	Ambient Temperature -10°C~+50°C	95dB	Playback Length 63 seconds	bit/binary 5/31 Inputs

* Indoor Only



-J (Light gray)



-K (Dark gray)

BKV

LAN / USB / PoE / Wireless

Signal Tower

Beacons

Cube Tower

Audible Alarms and MP3 Voice Annunciators

Hybrid Signaling Devices

LED Illumination

Optional Parts

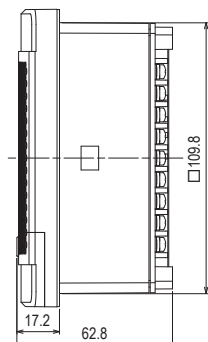
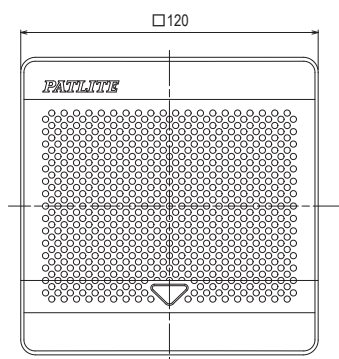
Model Number Configuration

BKV-31JF-J

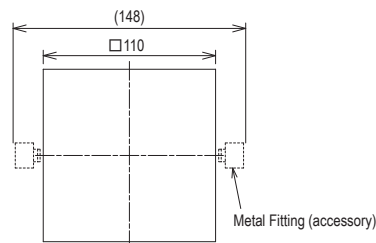
① ②

① Rated Voltage J = 12 - 24V DC K = 100V AC Q = 220V AC	② Colors J = Light Gray K = Dark Gray
------------------------------------------------------------------	---------------------------------------------

Dimensions (mm)



Mounting Dimensions



Product List

Model Number	Rated Voltage	Color	Power Consumption	Mass
BKV-31JF-J/K	12-24V DC	Light Gray, Dark Gray	9W	0.35kg
BKV-31KF-J/K	100V AC	Light Gray, Dark Gray	10W	0.53kg
BKV-31QF-J/K	220V AC	Light Gray, Dark Gray	10W	0.53kg

Other Specifications

Supported Transistors	NPN
Volume Control	Rotating knob
Sound file	MP3 (Bit rate: 64 kbps/Sample rate: 44.1kHz)

Optional Parts

For details refer to P. 93 to P. 98

Product Description	Model Number
Mounting bracket	BK-001 (2 fixed seals attached)
Mounting bracket	BK-002-J
Mounting bracket	BK-002-K
SD card (2GB)	SDV-2GP

Audible Alarm Horn

EHS



- CE
(DC Type)
- RoHS
10
- UL
- FCC
- KC
- IP65
- Indoor/
Outdoor
Use
- Upright/
Sideways/
Inverted
Mounting
- Ambient
Temperature
-20°C~+50°C
- 110dB
- 32
Alarm
Sounds
- bit / binary
8 / 32
Inputs

Model Number Configuration

EHS - M1HA

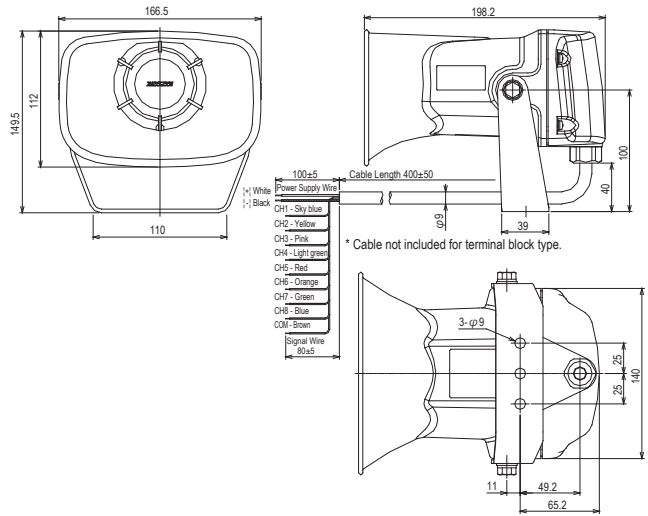
- ①
- ②
- ③

- ① Rated Voltage
M1 = 12 - 24V DC
M2 = 100 - 240V AC
M3 = 12 - 48V DC
(mountable in vehicle)
- ② Wiring Method
H = Cable
T = Terminal Block
- ③ Alarm Type*
A = Type A
C = Type C
D = Type D
E = Type E

Note: M3 Specifications
H: Cable type only

* Please refer to the Sound Selection Chart on page 84 for alarm details.

Dimensions (mm)



Product List

Model Number	Rated Voltage	Wiring Method	Alarm Type	Power Consumption	Mass
EHS-M1H □	12 - 24V DC	Cable	A/C/D/E	7.6W	1.25kg
EHS-M1T □	12 - 24V DC	Terminal Block	A/C/D/E	7.6W	1.25kg
EHS-M2H □	100V - 240V AC	Cable	A/C/D/E	7.3W	1.25kg
EHS-M2T □	100V - 240V AC	Terminal Block	A/C/D/E	7.3W	1.25kg
EHS-M3H □	12 - 48V DC	Cable	A/C/D/E	5.5W	1.25kg

Other Specifications

Supported Transistors	M1:NPN/PNP M2/M3:NPN
Volume Control	Rotating knob

Optional Parts

For details refer to P. 93 to P. 98

Product Description	Model Number
SD card (2GB)	SDV-2GP

MP3 Voice Annunciator Horn

EHV



- CE
(DC Type)
- RoHS
10
- UL
(Excluding M3)
- FCC
(Excluding M3)
- KC
(Excluding M3)
- IP65
- Indoor/
Outdoor
Use
- Upright/
Sideways/
Inverted
Mounting
- Ambient
Temperature
-20°C~+50°C
- 110dB
- 63
Alarm
Sounds
- Playback
Length
220
seconds
- bit / binary
8 / 63
Inputs

*MP3 is 105dB

Note: Sound reduction feature can be specified at the time of order or by using Patlite's Playlist Editor 2.

Model Number Configuration

EHV-M1HF

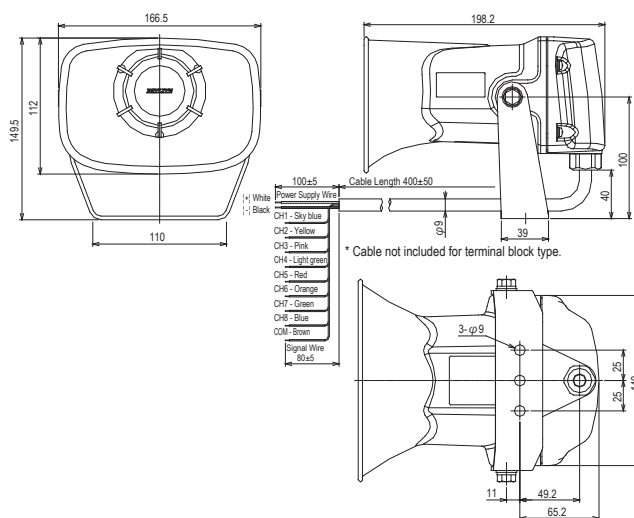
- ①
- ②
- ③

- | | | |
|--------------------------------------------------------------------------------------------------------------------------------------------------------------|----------------------------------------------------|-------------------------------------------|
| ① Rated Voltage
M1 = 12 - 24V DC
M2 = 100 - 240V AC
M3 = 12 - 48V DC
(mountable in vehicle)

Note: M3 Specifications
H: Cable type only | ② Wiring Method
H = Cable
T = Terminal Block | ③ Alarm Type*
F = Type F
G = Type G |
|--------------------------------------------------------------------------------------------------------------------------------------------------------------|----------------------------------------------------|-------------------------------------------|

* Please refer to the Sound Selection Chart on page 84 for alarm details.

Dimensions (mm)



Product List

Model Number	Rated Voltage	Wiring Method	Alarm Type	Pre-recorded Message	Power Consumption	Mass
EHV-M1H <input type="checkbox"/>	12 - 24V DC	Cable	F/G	None	8.0W	1.25kg
EHV-M1T <input type="checkbox"/>	12 - 24V DC	Terminal Block	F/G	None	8.0W	1.25kg
EHV-M2H <input type="checkbox"/>	100~240V AC	Cable	F/G	None	7.9W	1.25kg
EHV-M2T <input type="checkbox"/>	100~240V AC	Terminal Block	F/G	None	7.9W	1.25kg
EHV-M1H <input type="checkbox"/> M	12 - 24V DC	Cable	F/G	Yes	8.0W	1.25kg
EHV-M1T <input type="checkbox"/> M	12 - 24V DC	Terminal Block	F/G	Yes	8.0W	1.25kg
EHV-M2H <input type="checkbox"/> M	100~240V AC	Cable	F/G	Yes	7.9W	1.25kg
EHV-M2T <input type="checkbox"/> M	100~240V AC	Terminal Block	F/G	Yes	7.9W	1.25kg
EHV-M3H <input type="checkbox"/>	12-48V DC	Cable	F/G	None	6.1W	1.25kg
EHV-M3H <input type="checkbox"/> M	12-48V DC	Cable	F/G	Yes	6.1W	1.25kg

Other Specifications

Supported Transistors (NPN / PNP)	M1: NPN/PNP, M2/M3: NPN
Volume Control	Rotating knob or by program (-10 dB, -20 dB, -30 dB)
Sound File Format	MP3 data (Bit rate: 32 kbps, 64 kbps, 128 kbps/Sample rate: 44.1kHz)

Optional Parts

For details refer to P. 93 to P. 98

Product Description	Model Number
SD card (2GB)	SDV-2GP

MP3 File Playback Circuit Board

FV-127JP



- RoHS 10
- Ambient Temperature -10°C~+50°C
- Playback Length 8 min
- Playback Length 240 min (with SD card)
- bit / binary 7/127 Inputs



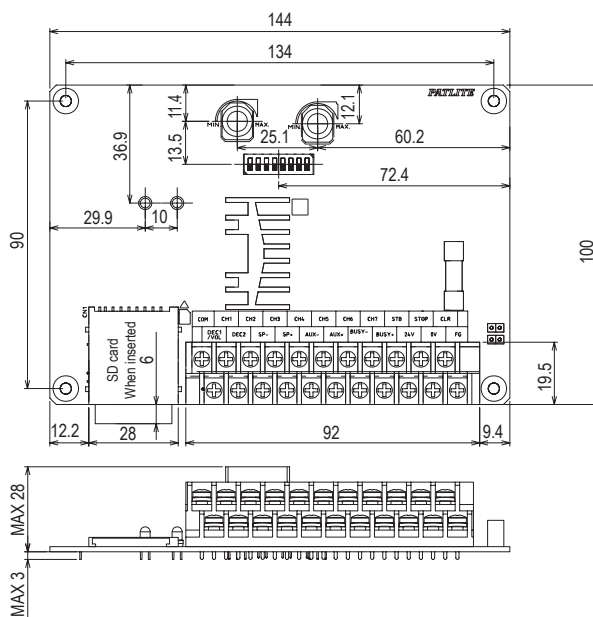
Model Number Configuration

FV-127JP

- ①
- ②
- ③

① Maximum Number of Messages 127 = 127 messages
 ② Rated Voltage J = 24V DC
 ③ P = Printed circuit board type

Dimensions (mm)



Product List

Model Number	Rated Voltage	Power Consumption	Mass
FV-127JP	24V DC	15W	0.16kg

Other Specifications

Supported Transistors	NPN
Volume Control	Rotating knob
Sound File Format	MP3 data (Bit rate: 32 k bps, 64kbps, 128 kbps/Sample rate: 44.1kHz)

Optional Parts

For details refer to P. 93 to P. 98

Product Description	Model Number
Speaker (2W 8Ω)	SPB-2E-W
Speaker (5W 8Ω)	SPB-5E
Speaker (5W 8Ω)	SPW-5E
Speaker (5W 8Ω)	SPL-5E
Horn Speaker (10W, 8Ω)	SPH-10EA
SD card (2GB)	SDV-2GP

Signal Tower with Horn/MP3 Voice Annunciator Signal Tower with Horn

LKEH-F□/ FV

Φ100 mm	CE (D.C. Type)	RoHS 10	UL (UL In part no.)	IP53	Indoor/Outdoor Use	Upright Mounting	Ambient Temperature -10°C~+50°C
Red, Amber, Green, Blue, White	Change Number of Tiers	60fpm	105dB	32 Alarm Sounds	Playback Length 63 seconds	bit / binary 8 / 32 Inputs	bit / binary 5 / 31 Inputs
				F□ model	FV model	F□ model	FV model



Model Number Configuration

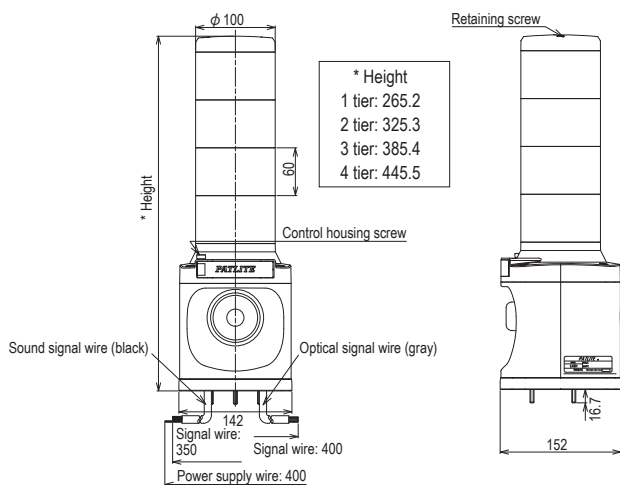
LKEH-402FAUL-RYGB

① ② ③ ④ ⑤

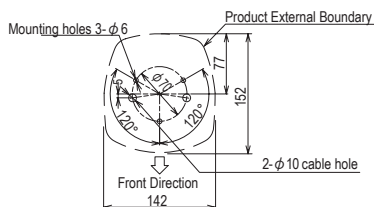
① Number of Tiers 1 = 1 tier 2 = 2 tiers 3 = 3 tiers 4 = 4 tiers	② Rated Voltage 02 = 24V DC 10 = 100V AC 20 = 220V AC	③ Alarm Type* A = Type A C = Type C D = Type D E = Type E V = MP3 Sound File	④ Conformity Standards Blank = Standard model UL = UL model	⑤ Luminous Color R = Red B = Blue Y = Amber C = White G = Green From top to bottom
------------------------------------------------------------------------------	----------------------------------------------------------------	---------------------------------------------------------------------------------------	-------------------------------------------------------------------	---------------------------------------------------------------------------------------------

* Please refer to the Sound Selection Chart on page 84 for alarm details.

Dimensions (mm)



Installation Dimension Drawings



Other Specifications

Supported Transistors	NPN (custom order: PNP)
Volume Control	Rotating knob
Sound File Format (FV model only)	MP3 data (bit rate: 64 kbps / sample rate: 44.1 kHz)

Optional Parts

For details refer to P. 93 to P. 98

Product Description	Model Number
Wall Mounting bracket with cover	SZ-023
Mounting bracket	SZ-008
SD card (2GB)	SDV-2GP

Replacement Parts

Product Description	Part Number
Red LED unit	B72100151-1F1
Amber LED unit	B72100151-2F1
Green LED unit	B72100151-3F1
Blue LED unit	B72100151-4F1
White LED unit	B72100151-7F1
Retaining screw for 1 tier	B62910033-1F2
Retaining screw for 2 tier	B62910033-2F2
Retaining screw for 3 tier	B62910033-3F2
Retaining screw for 4 tier	B62910033-4F2

Product List

Model Number	Number of Tiers	Rated Voltage	Alarm Type	UL Certified	Luminous Color	Power Consumption	Mass
LKEH-102F □ -R/Y/G/B/C	1	24V DC	A/C/D/E	-	Red / Amber / Green / Blue / White	10.6W	1.4kg
LKEH-110F □ -R/Y/G/B/C	1	100V AC	A/C/D/E	-	Red / Amber / Green / Blue / White	17W	2.1kg
LKEH-120F □ -R/Y/G/B/C	1	220V AC	A/C/D/E	-	Red / Amber / Green / Blue / White	17W	2.1kg
LKEH-202F □ -RY/RG	2	24V DC	A/C/D/E	-	Red, Amber / Red, Green	12.4W	1.6kg
LKEH-210F □ -RY/RG	2	100V AC	A/C/D/E	-	Red, Amber / Red, Green	20W	2.3kg
LKEH-220F □ -RY/RG	2	220V AC	A/C/D/E	-	Red, Amber / Red, Green	20W	2.3kg
LKEH-302F □ -RYG	3	24V DC	A/C/D/E	-	Red, Amber, Green	14.2W	1.8kg
LKEH-310F □ -RYG	3	100V AC	A/C/D/E	-	Red, Amber, Green	23W	2.5kg
LKEH-320F □ -RYG	3	220V AC	A/C/D/E	-	Red, Amber, Green	23W	2.5kg
LKEH-402F □ -RYGB	4	24V DC	A/C/D/E	-	Red, Amber, Green, Blue	16W	2.0kg
LKEH-410F □ -RYGB	4	100V AC	A/C/D/E	-	Red, Amber, Green, Blue	26W	2.7kg
LKEH-420F □ -RYGB	4	220V AC	A/C/D/E	-	Red, Amber, Green, Blue	26W	2.7kg
LKEH-102F □ UL-R/Y/G/B/C	1	24V DC	A/C/D/E	✓	Red / Amber / Green / Blue / White	10.6W	1.4kg
LKEH-202F □ UL-RY/RG	2	24V DC	A/C/D/E	✓	Red, Amber / Red, Green	12.4W	1.6kg
LKEH-302F □ UL-RYG	3	24V DC	A/C/D/E	✓	Red, Amber, Green	14.2W	1.8kg
LKEH-402F □ UL-RYGB	4	24V DC	A/C/D/E	✓	Red, Amber, Green, Blue	16W	2.0kg
LKEH-102FV-R/Y/G/B/C	1	24V DC	-	-	Red / Amber / Green / Blue / White	10.6W	1.4kg
LKEH-110FV-R/Y/G/B/C	1	100V AC	-	-	Red / Amber / Green / Blue / White	17W	2.1kg
LKEH-120FV-R/Y/G/B/C	1	220V AC	-	-	Red / Amber / Green / Blue / White	17W	2.1kg
LKEH-202FV-RY/RG	2	24V DC	-	-	Red, Amber / Red, Green	12.4W	1.6kg
LKEH-210FV-RY/RG	2	100V AC	-	-	Red, Amber / Red, Green	20W	2.3kg
LKEH-220FV-RY/RG	2	220V AC	-	-	Red, Amber / Red, Green	20W	2.3kg
LKEH-302FV-RYG	3	24V DC	-	-	Red, Amber, Green	14.2W	1.8kg
LKEH-310FV-RYG	3	100V AC	-	-	Red, Amber, Green	23W	2.5kg
LKEH-320FV-RYG	3	220V AC	-	-	Red, Amber, Green	23W	2.5kg
LKEH-402FV-RYGB	4	24V DC	-	-	Red, Amber, Green, Blue	16W	2.0kg
LKEH-410FV-RYGB	4	100V AC	-	-	Red, Amber, Green, Blue	26W	2.7kg
LKEH-420FV-RYGB	4	220V AC	-	-	Red, Amber, Green, Blue	26W	2.7kg
LKEH-102FVUL-R/Y/G/B/C	1	24V DC	-	✓	Red / Amber / Green / Blue / White	10.6W	1.4kg
LKEH-202FVUL-RY/RG	2	24V DC	-	✓	Red, Amber / Red, Green	12.4W	1.6kg
LKEH-302FVUL-RYG	3	24V DC	-	✓	Red, Amber, Green	14.2W	1.8kg
LKEH-402FVUL-RYGB	4	24V DC	-	✓	Red, Amber, Green, Blue	16W	2.0kg

Notes:

1. Sounds may not start simultaneously when using multiple units.
2. This product is not recommended for vehicle use.

Horn Speaker Audible Alarm with Rotating Light

RT



- Φ162 mm
- IP23
- Indoor/Outdoor Use
- Upright Mounting
- Ambient Temperature -20°C~+50°C
- Red, Amber, Green, Blue
- Motor Rotation (rpm) 115/105/95
- 105dB
- 32 Alarm Sounds
- bit / binary 8 / 32 Inputs

LAN / USB / PoE / Wireless

Signal Tower

Beacons

Cube Tower

Audible Alarms and MP3 Voice Announciators

Hybrid Signaling Devices

LED Illumination

Explosion Proof

Option

Model Number Configuration

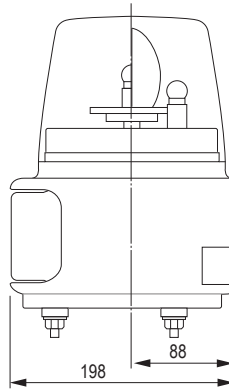
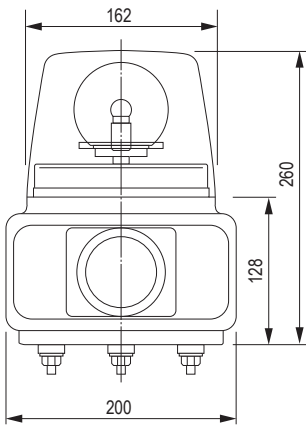
RT-24A-R

① ② ③

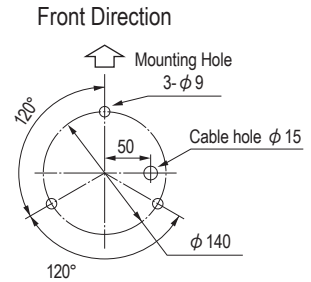
① Rated Voltage 24 = 24V DC 100 = 100V AC 200 = 200V AC	② Alarm Type* A = Type A C = Type C D = Type D E = Type E	③ Colors R = Red Y = Amber G = Green B = Blue
------------------------------------------------------------------	-----------------------------------------------------------------------	-----------------------------------------------------------

* Please refer to the Sound Selection Chart on page 84 for alarm details.

Dimensions (mm)



Installation Dimension Drawings



Product List

Model Number	Rated Voltage	Bulb No.	Alarm Type	Color	Power Consumption	Mass
RT-24 □ -R/Y/G/B	24V DC	55	A/C/D/E	Red / Amber / Green / Blue	24W	2.0kg
RT-100 □ -R/Y/G/B	100V AC	54	A/C/D/E	Red / Amber / Green / Blue	32W	2.5kg
RT-200 □ -R/Y/G/B	200V AC	54	A/C/D/E	Red / Amber / Green / Blue	30W	2.5kg

Bulb No.	Model Number
54	D01201503-F1
55	D02402003-F1

* Light bulbs come in packs of 10.
* Stock for some light bulbs may be limited as products become discontinued. We ask for your understanding in this regard.

Other Specifications

Supported Transistors	NPN
Volume Control	Rotating knob

Optional Parts

For details refer to P. 93 to P. 98

Product Description	Model Number
Wall Mounting bracket with cover	SZ-023
Wall mount bracket	SZ-008

Horn Speaker Voice Annunciator with Rotating Light

RT-VF



Φ162 mm	UL (UL in part no.)	IP23	Indoor/Outdoor Use
Upright Mounting	Ambient Temperature -20°C~+50°C	Red, Amber, Green, Blue	Motorized Rotation
105dB	Playback Length 63 seconds	bit / binary 4 / 15 Inputs	



LAN / USB / PoE / Wireless

Signal Tower

Beacons

Cube Tower

Audible Alarms and MP3 Voice Annunciators

Hybrid Signaling Devices

LED Illumination

Explosion Proof

Option

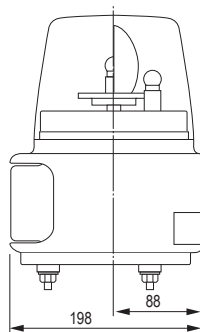
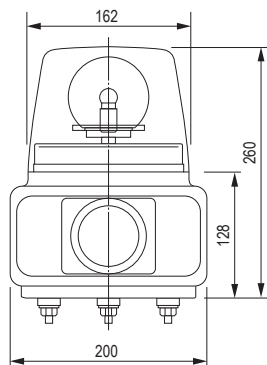
Model Number Configuration

RT-24VFUL-R

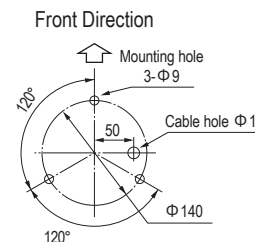


① Rated Voltage 24 = 24V DC (RT-VF/RT-VFUL type) 100 = 100V AC (RT-VF type) 200 = 200V AC (RT-VF type)	② Sound Specifications VF = MP3 sound file VFUL = MP3 sound file (UL certified)	③ Luminous Color R = Red Y = Amber G = Green B = Blue
-----------------------------------------------------------------------------------------------------------------	---------------------------------------------------------------------------------------	-------------------------------------------------------------------

Dimensions (mm)



Installation Dimension Drawings



Product List

Model Number	Rated Voltage	Bulb No.	UL Certified	Color	Power Consumption	Mass
RT-24VF-R/Y/G/B	24V DC	55	-	Red / Amber / Green / Blue	24W	2.0kg
RT-100VF-R/Y/G/B	100V AC	54	-	Red / Amber / Green / Blue	32W	2.4kg
RT-200VF-R/Y/G/B	200V AC	54	-	Red / Amber / Green / Blue	30W	2.4kg
RT-24VFUL-R/Y/G/B	24V DC	55	✓	Red / Amber / Green / Blue	24W	2.0kg

Other Specifications

Supported Transistors	NPN
Volume Control	Rotating knob
Sound File Format	MP3 data (bit rate: 64 kbps / sample rate: 44.1 kHz)

Optional Parts

For details refer to P. 93 to P. 98

Product Description	Model Number
Wall Mounting bracket with cover	SZ-023
Wall mount bracket	SZ-008
SD card (2GB)	SDV-2GP

* A separate quotation is required for SD cards with custom messages pre-recorded.

Bulb No.	Model Number
54	D01201503-F1
55	D02402003-F1

* Light bulbs come in packs of 10.
* Stock for some light bulbs may be limited as products become discontinued. We ask for your understanding in this regard.

Audible Alarm with Rotating Tower Light

KJT

- 116 mm
- IP23
- Indoor/Outdoor Use
- Upright Mounting
- Ambient Temperature -20°C~+45°C
- Red, Amber, Green, Blue
- Motorized Rotation
- Change Number of Tiers
- 90dB
- 32 Alarm Sounds
- bit / binary 8 / 32 Inputs

* 100V AC is 85dB



Model Number Configuration

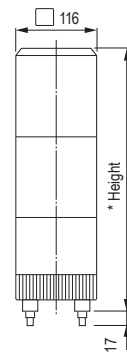
KJT-302A-RYG

- ①
- ②
- ③
- ④

- | | | | |
|---------------------------------------------------------------|----------------------------------------------------------------|-----------------------------------------------------------------------|----------------------------------------------------------------------------|
| ① Number of Tiers
1 = 1 tier
2 = 2 tiers
3 = 3 tiers | ② Rated Voltage
02 = 24V DC
10 = 100V AC
20 = 200V AC | ③ Alarm Type*
A = Type A
C = Type C
D = Type D
E = Type E | ④ Colors
R = Red
Y = Amber
G = Green
B = Blue
Top to bottom |
|---------------------------------------------------------------|----------------------------------------------------------------|-----------------------------------------------------------------------|----------------------------------------------------------------------------|

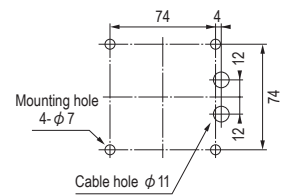
* Please refer to the Sound Selection Chart on page 84 for alarm details.

Dimensions (mm)



- * Height
- 1 tier: 232
- 2 tiers: 337
- 3 tiers: 442

Installation Dimension Drawings



Product List

Model Number	Number of Tiers	Bulb No.	Rated Voltage	Alarm Type	Luminous Color	Power Consumption	Mass
KJT-102□-R/Y/G/B	1	10	24V DC	A/C/D/E	Red / Amber / Green / Blue	21W	1.3kg
KJT-110□-R/Y/G/B	1	12	100V AC	A/C/D/E	Red / Amber / Green / Blue	20W	1.7kg
KJT-120□-R/Y/G/B	1	12	200V AC	A/C/D/E	Red / Amber / Green / Blue	20W	1.7kg
KJT-202□-RY/RG	2	10	24V DC	A/C/D/E	Red, Amber / Red, Green	31W	1.9kg
KJT-210□-RY/RG	2	12	100V AC	A/C/D/E	Red, Amber / Red, Green	26W	2.4kg
KJT-220□-RY/RG	2	12	200V AC	A/C/D/E	Red, Amber / Red, Green	26W	2.4kg
KJT-302□-RYG	3	10	24V DC	A/C/D/E	Red, Amber, Green	41W	2.5kg
KJT-310□-RYG	3	12	100V AC	A/C/D/E	Red, Amber, Green	32W	3.0kg
KJT-320□-RYG	3	12	200V AC	A/C/D/E	Red, Amber, Green	32W	3.0kg

Other Specifications

Supported Transistors	NPN
Volume Control	Rotating knob

Optional Parts

For details refer to P. 93 to P. 98

Product Description	Model Number
Wall Mounting bracket with cover	SZ-023
Wall mount bracket	SZ-008

Bulb No.	Model Number
10	D02401003A-F1
12	D01200503A-F1

* Light bulbs come in packs of 10.

* Stock for some light bulbs may be limited as products become discontinued. We ask for your understanding in this regard.

Audible Alarm with Rotating Light

RFT

Φ100 mm	CE (DC Type)	RoHS 10	IP54	Indoor/Outdoor Use	Upright/Sideways*/Inverted* Mounting	Ambient Temperature -10°C~+50°C	Red, Amber, Green, Blue
Motor Rotation (rpm) 115	90dB	32 Alarm Sounds	bit/binary 8/32 Inputs	* Indoor Only			



Model Number Configuration

RFT-100A-R

① ② ③

- | | | |
|------------------------------------------------------------------|-----------------------------------------------------------------------|-----------------------------------------------------------|
| ① Rated Voltage
24 = 24V DC
100 = 100V AC
220 = 220V AC | ② Sound Type*
A = Type A
C = Type C
D = Type D
E = Type E | ③ Colors
R = Red
Y = Amber
G = Green
B = Blue |
|------------------------------------------------------------------|-----------------------------------------------------------------------|-----------------------------------------------------------|

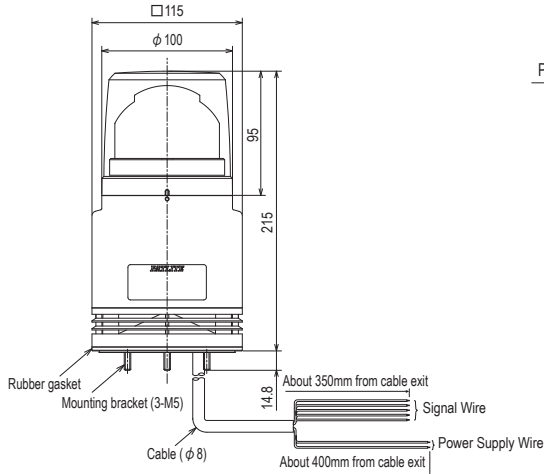
* Please refer to the Sound Selection Chart on page 84 for alarm details.

Optional Parts

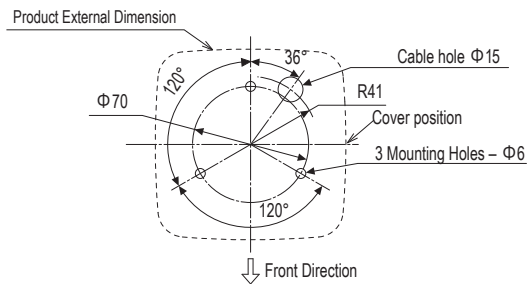
For details refer to P. 93 to P. 98

Product Description	Model Number
Wall mount bracket	RF-001
Ceiling mount bracket	RF-002
SD card (2GB)	SDV-2GP

Dimensions (mm)



Installation Dimension Drawings



Product List

Model Number	Rated Voltage	Alarm Type	Luminous Color	Power Consumption	Mass
RFT-24□-R/Y/G/B	24V DC	A/C/D/E	Red / Amber / Green / Blue	12W	1.0kg
RFT-100□-R/Y/G/B	100V AC	A/C/D/E	Red / Amber / Green / Blue	13W	1.2kg
RFT-220□-R/Y/G/B	220V AC	A/C/D/E	Red / Amber / Green / Blue	13W	1.2kg

Other Specifications

Supported Transistors	NPN
Volume Control	Rotating knob

MP3 Voice Annunciator with Rotating Light

RFV



- Φ100 mm
 - CE (DC Type)
 - RoHS 10
 - IP54
 - Indoor/Outdoor Use
 - Upright/Sideways*/Inverted* Mounting
 - Ambient Temperature -10°C~+50°C
 - Red, Amber, Green, Blue
 - Motor Rotation (rpm) 115
 - 95dB
 - Playback Length 63.5 seconds
 - bit / binary 4 / 15 Inputs
- * Indoor Only



Model Number Configuration

RFV-100F-R

① ②

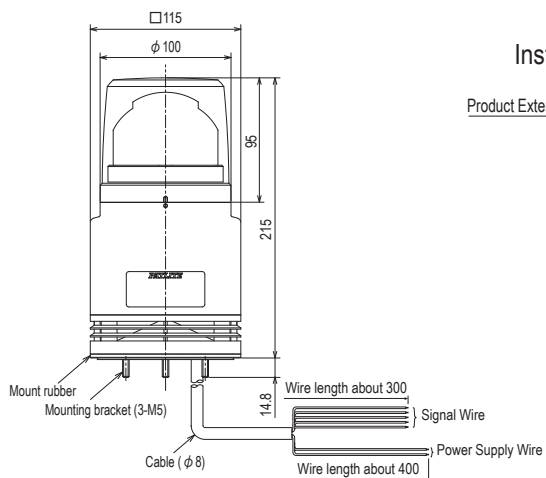
- ① Rated Voltage
24 = 24V DC
100 = 100V AC
220 = 220V AC
- ② Color
R = Red
Y = Amber
G = Green
B = Blue

Optional Parts

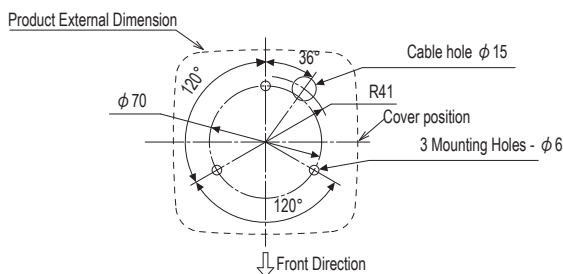
For details refer to P. 93 to P. 98

Product Description	Model Number
Wall mount bracket	RF-001
Ceiling mount bracket	RF-002
SD card (2GB)	SDV-2GP

Dimensions (mm)



Installation Dimension Drawings



Product List

Model Number	Rated Voltage	Color	Power Consumption	Mass
RFV-24F-R/Y/G/B	24V DC	Red / Amber / Green / Blue	18W	1.0kg
RFV-100F-R/Y/G/B	100V AC	Red / Amber / Green / Blue	16W	1.2kg
RFV-220F-R/Y/G/B	220V AC	Red / Amber / Green / Blue	16W	1.2kg

Other Specifications

Supported Transistors	NPN
Volume Control	Rotating knob
Sound File Format	MP3 data (bit rate: 64 kbps / sample rate: 44.1 kHz)

Alarm Sound Selection Chart



Type A

Beep	Stutter	Bell	Yelp
Rapid Hi-Lo	Melody Chime	Synthesized Piano	Synthesized Bell
Stutter & Bell	Synthesized Melody	Chime	Call Sign
Fur Elise	A Maiden's Prayer	Minuet in Gmjr	Annie Laurie
London bridge is falling down	Holdiridia	Mary had a little Lamb	Camptown Races
Cuckoo Song	Village Blacksmith	On the Avignon Bridge	Daydream Believer
Amaryllis	Mozart Symphony No.40	Quiet Lakeside	Mountain Musician
Spanish Romance	Katyusha	Grandfather's Clock	Ave Maria

Type C

Beep	Stutter	Bell	Yelp
Rapid Hi-Lo	Melody Chime	Synthesized Piano	Synthesized Bell
Stutter & Bell	Synthesized Melody	Chime	Call Sign
Can't take my eyes off of You	Top of the World	The Entertainer	Amazing Grace
Maiden with the flaxen hair	Aux Champs-Elysees	Canon	La-la Sunshine
Space Battleship Yamato	Oshiete	Makenai de	Theme Song
I Don't Want to Miss a Thing	Yozora no Mukou	Ai wa Katsu	Truth
Guts Daze!!	Odoru Ponpokorin	Ima sugu Kiss Me	Haru yo, Koi

Type D

Beep	Stutter	Bell	Yelp
Rapid Hi-Lo	Melody Chime	Synthesized Piano	Synthesized Bell
Runner	Mamotte Agetai	Chime	Call Sign
While listening to Olivia	September	Douyobi no Koibito	Aki no Kihai
Surf Tengoku, Ski Tengoku	Iro, White Blend	Happy Birthday	Hi Ho
I've been working on the Railroad	The Bear Song	Toys Go Cha-Cha-Cha	Konnako Irukana
Shubert's Lullaby	Rudolph the Red-nosed Reindeer	She Wore a Yellow Ribbon	My Darling Clementine
Yellow Rose of Texas	Yankee Doodle	When the Saints Go Marching In	Londonderry Air

Type E

Beep	Stutter	Bell	Yelp
Rapid Hi-Lo	Melody Chime	Synthesized Piano	Synthesized Bell
Stutter & Bell	Synthesized Melody	Chime	Call Sign
Bee-boh sound	Galloping Hi-Lo	Alien Chatter	Falling Crystals
Inverted Reveille x3	Galactic Motor	Ringling Phone	Two Tone
Alarm Clock	Ringling Hi-Lo	Fur Elise	Minuet in Gmjr
Annie Laurie	London bridge is falling down	Mary had a little Lamb	Camptown Races
Amaryllis	Mozart Symphony No.40	Ave Maria	Grandfather's Clock

Note: Please check our website for details on each alarm sound.

Use of Copyrighted Material

PATLITE Corporation has not applied for permission to use certain copyrighted music or songs recorded for Type-A, Type-C and Type-D melody charts outside of Japan. Therefore, please contact the local copyright association for permission before using the product in case this product is used outside of Japan. Melody chart Type-E is recommended for use outside of Japan as this playlist does not include copyrighted music or songs, and permission is not required.



EHV

Type F

Galactic Hovercraft	Game Intermission	Spring Melody	Jalopy Horn
ET Doorbell	RR-crossing	Train Whistle	Train Ride
Starting Notice Chime1	Starting Notice Chime2	Starting Notice Chime3	Ending Notice Chime1
Ending Notice Chime2	RHYTHM AND POLICE	ZANKOKUNA TENSHINO TEEZE	MAJINGAA ZETTO
HATARAKU KURUMA	NINGENTTE IINA	ROBINSON	WORLD FOOTBALL ANTHEM
BANZAI SUKIDE YOKATTA	NAMONAKI UTA	SOUSEINO AKUERION	MAMBO NO 5
The Parade of the Tin Soldiers	Turkey in the Straw	Aka tombo	Funiculi, Funicula
Furusato	Beautiful Dreamer	JOLLY HOLIDAY	Londonderry Aire
The above 31 tones & 32 type A tones are built-in			

Type G

Galactic Hovercraft	Game Intermission	Spring Melody	Jalopy Horn
ET Doorbell	RR-crossing	Starting Notice Chime1	Starting Notice Chime2
Ending Notice Chime1	Ending Notice Chime2	The Parade of the Tin Soldiers	If You're Happy and You Know it
Flea Waltz	Turkey in the Straw	The Battle Hymn of the Republic	J'ai perdu le do de ma clarinette
Can-can	Radetzky March	Funiculi, Funicula	Csikos Post
Polka Trablanka	O Vreneli	KAERUNO GASSHOU	El Condor Pasa (If I Could)
Hungarian Dance No.5	William Tell Overture	Pomp and Circumstance	Greensleeves
Nedelka	Moonlight Serenade	WAREWA UMINO KO	-
The above 31 tones & 32 EHS type E tones are built-in			

Use of Copyrighted Material

PATLITE Corporation has not applied for permission to use certain copyrighted music or songs recorded for Type-F melody charts outside of Japan. Therefore, please contact the local copyright association for permission before using the product in case this product is used outside of Japan. Melody chart Type-G is recommended for use outside of Japan as this playlist does not include copyrighted music or songs, and permission is not required.

LAN / USB / PoE / Wireless

Signal Tower

Beacons

Cube Tower

Audible Alarms and MP3 Voice Annunciators

Hybrid Signaling Devices

LED Illumination

Optional Parts

LED Work Light

CWF



CE	RoHS 10	UL	FCC	IP20	Indoor Use
Mounting in All Directions	Ambient Temperature -25°C~+60°C (DC model)	Ambient Temperature -20°C~+50°C (AC model)	Daylight		

Model Number Configuration


CWF3S-24-CD



- ① Length
3 = 300mm
6 = 600mm
9 = 900mm*1
 - ② Rated Voltage / Standards
24 = 24V DC / UL, CE*2
M2U = 100-240V AC / UL
 - ③ Luminous Color
CD = Daylight
- *1.AC Type only *2.CWF **3S** **6S** type only

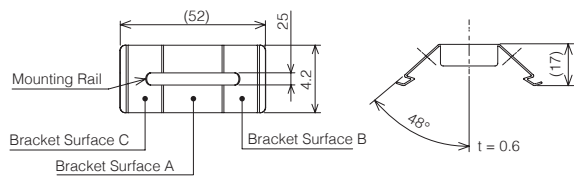
Dimensions (mm)

LED Work Light



Model Number	Dimension A	Dimension B
CWF3S-□-CD	300	260
CWF6S-□-CD	600	560
CWF9S-□-CD	900	860

CWF Standard Mounting Bracket (2 pcs)



Optional Parts

For details refer to P. 93 to P. 98

Product Description	Model Number
Swivel Bracket	CWF-001
Magnetic Mounting Bracket	CWF-002

Specification

Description	Voltage Type	Length		
		300mm	600mm	900mm
Illuminance (@1m, center, typical)	DC	165lx	320lx	-
	AC	150lx	320lx	445lx


Product List

Model Number	Rated Voltage	Luminous Color	Power Consumption	Mass
CWF3S-24-CD	24V DC	Daylight	5W	0.42kg
CWF6S-24-CD	24V DC	Daylight	10W	0.57kg
CWF3S-M2U-CD	100-240V AC	Daylight	5W	0.53kg
CWF6S-M2U-CD	100-240V AC	Daylight	10W	0.68kg
CWF9S-M2U-CD	100-240V AC	Daylight	15W	0.84kg

CLA-A

CE
RoHS 10
UL
IP66
IP67
IP69K
Indoor Use
Mounting in All Directions

Daylight Amber
Ambient Temperature -40°C ~ +60°C



LAN / USB / PoE / Wireless

Signal Tower

Beacons

Cube Tower

Audible Alarms and MP3 Voice Annunciators

Hybrid Signaling Devices

LED Illumination

Optional Parts

Model Number Configuration

CLA1S-24A-CD-30

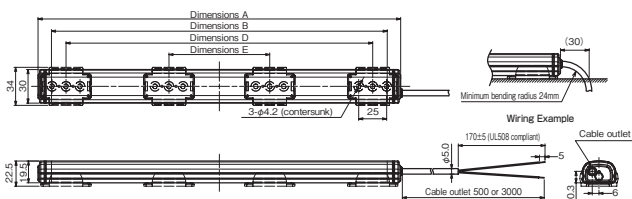
①

②

③

- ① Length
1 = 100 mm
2 = 200 mm
3 = 300 mm
6 = 600 mm
9 = 900 mm
12 = 1200 mm
- ② Luminous Color
CD = Daylight
Y = Amber
* -Y: 300mm only
- ③ Cable Length
Blank = 0.5m
30 = 3.0m

Dimensions (mm)



Model	Dimension A	Dimension B	Dimension D	Dimension E	Number of Brackets Included (SZ-310AR)
	Full Length	Length of Illuminated Area	Recommended Mounting Pitch		
CLA1S-	124	100	74	—	2
CLA2S-	224	200	174	—	2
CLA3S-	324	300	274	—	2
CLA6S-	624	600	574	—	2
CLA9S-	924	900	874	290	4
CLA12S-	1224	1200	1174	390	4

Optional Parts

For details refer to P. 93 to P. 98

Product Description	Model Number
Rear mounting (M4 screws not included)	SZ-310AR
Rear mounting (Magnetic)	SZ-310ARM
Side mounting (M4 screws not included)	SZ-310AS
Side mounting (M4 screws not included)	SZ-310ASB (Compatible with CLB-24N series)
Steel rear mounting bracket (Screws not included)	SZ-310EU

Note: Take care to prevent the magnet (SZ-310ARM) from falling. Use screw-on type brackets for permanent installations.

Specification

Description	Distance	Length of Illuminated Area						
		100mm	200mm	300mm (CD)	300mm (Y)	600mm	900mm	1200mm
Illuminance (Center, typical)	At 0.3m	-	-	-	-	1,425lx	1,575lx	1,600lx
	At 0.5m	140lx	270lx	400lx	220lx	650lx	810lx	890lx
	At 1.0m	35lx	70lx	105lx	60lx	200lx	280lx	340lx

Product List

Model Number	Length of Illuminated Area	Luminous Color	Rated Voltage	Cable Length	Power Consumption	Mass (0.5m Cable)	Mass (3.0m Cable)
CLA1S-24A-CD(-30)	100mm	Daylight	24V DC	0.5m / 3.0m	2.5W	0.08kg	0.165kg
CLA2S-24A-CD(-30)	200mm	Daylight	24V DC	0.5m / 3.0m	5W	0.13kg	0.215kg
CLA3S-24A-CD(-30)	300mm	Daylight	24V DC	0.5m / 3.0m	5.7W	0.18kg	0.265kg
CLA3S-24A-Y	300mm	Amber	24V DC	0.5m	5.7W	0.18kg	-
CLA6S-24A-CD(-30)	600mm	Daylight	24V DC	0.5m / 3.0m	11.6W	0.34kg	0.425kg
CLA9S-24A-CD(-30)	900mm	Daylight	24V DC	0.5m / 3.0m	17.3W	0.5kg	0.585kg
CLA12S-24A-CD(-30)	1200mm	Daylight	24V DC	0.5m / 3.0m	23W	0.66kg	0.745kg

LED Work Light

CWA



- CE
- RoHS 10
- UL
- FCC
- IP65
- Indoor Use
- Mounting in All Directions
- Ambient Temperature -20°C~+60°C
- Daylight

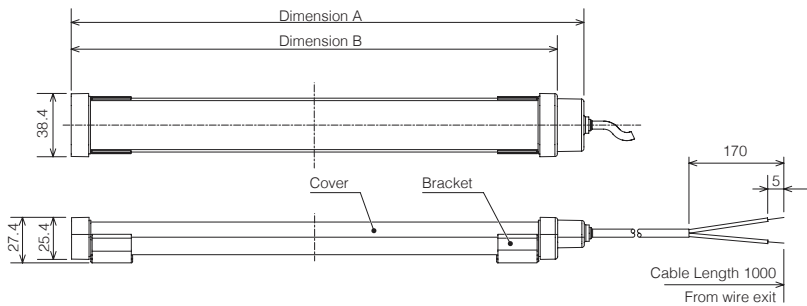
Model Number Configuration

CWA3S-24-CD


- ①
- ②
- ③
- ④

- ① Length
3 = 300mm
6 = 600mm
9 = 900mm
- ② Connector
S = Side-exiting Cable
- ③ Rated Voltage
24 = 24V DC
- ④ Luminous Color
CD = Daylight

Dimensions (mm)



Model Number	Dimension A	Dimension B
CWA3S-24-CD	315.5mm	300mm
CWA6S-24-CD	621.0mm	600mm
CWA9S-24-CD	916.5mm	900mm



Specification

Description	Length		
	300mm	600mm	900mm
Illuminance (@1m, center, typical)	110lx	220lx	330lx

Product List

Model Number	Rated Voltage	Luminous Color	Power Consumption	Mass
CWA3S-24-CD	24V DC	Daylight	5W	0.215kg
CWA6S-24-CD	24V DC	Daylight	10W	0.37kg
CWA9S-24-CD	24V DC	Daylight	15W	0.53kg

Product List

Model Number	Rated Voltage	Length of Illuminated Area	Body Material	Lens	Wiring Type	Luminous Color	Power Consumption	Mass
CLK3CL-24SG-CD	24V DC	300mm	Stainless steel	Tempered glass	M12 connector Daisy link	Daylight	12.5W	1.490kg
CLK6C-24AG-CD	24V DC	600mm	Aluminum	Tempered glass	M12 connector	Daylight	25W	1.222kg
CLK6CL-24AG-CD	24V DC	600mm	Aluminum	Tempered glass	M12 connector Daisy link	Daylight	25W	1.222kg
CLK2S-24AAG-CD	24V DC	200mm	Aluminum	Tempered glass	0.5m cable	Daylight	8.4W	0.526kg
CLK3S-24AAG-CD/CN	24V DC	300mm	Aluminum	Tempered glass	0.5m cable	CD: Daylight CN: Natural white	12.5W	0.676kg
CLK6S-24AAG-CD	24V DC	600mm	Aluminum	Tempered glass	0.5m cable	Daylight	25W	1.222kg

Optional Parts

For details refer to P. 93 to P. 98

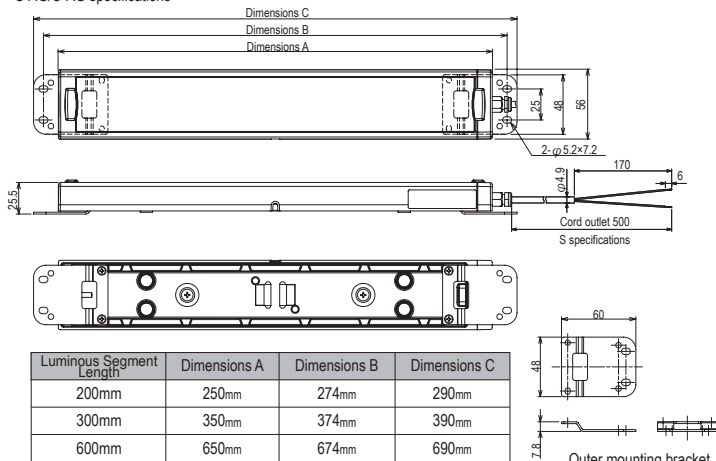
Product Description	Model Number
Outer mounting bracket	CLK-001
Swivel bracket	SZ-320KS (1 pair)

Specification

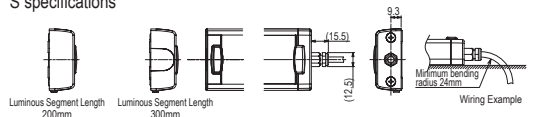
Description	Distance	Luminous Segment Length		
		200mm	300mm	600mm
Illuminance (Center, typical)	At 1.0m	820lx	1,200lx	2,100lx
	At 2.0m	200lx	300lx	580lx

Dimensions (mm)

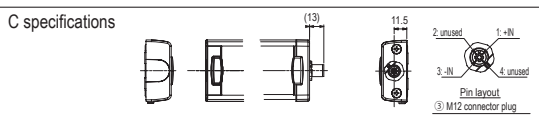
S-AG/C-AG specifications



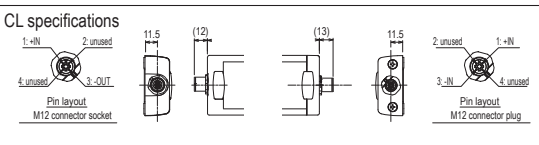
S specifications



C specifications

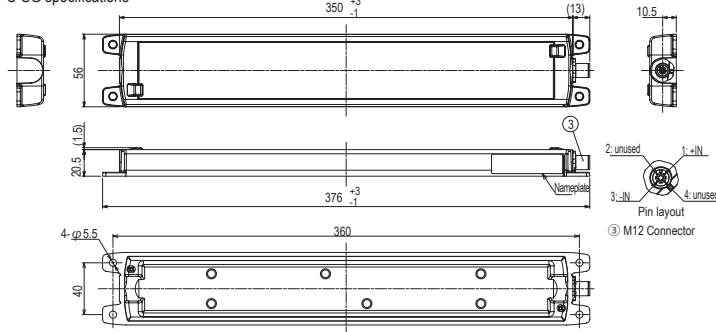


CL specifications




Caution
Please waterproof and oil-proof the end of the cable if it will come in contact with water or be in a low temperature environment.

C-SG specifications



LED Work Light

CWK



- CE
- RoHS 10
- UL
- FCC
- IP66G
- IP67G
- Indoor Use
- Mounting in All Directions
- Ambient Temperature -10°C--50°C
- Daylight

LAN / USB / PoE / Wireless

Signal Tower

Beacons

Cube Tower

Audible Alarms and MP3 Voice Annunciators

Hybrid Signaling Devices

LED Illumination

Optional Parts

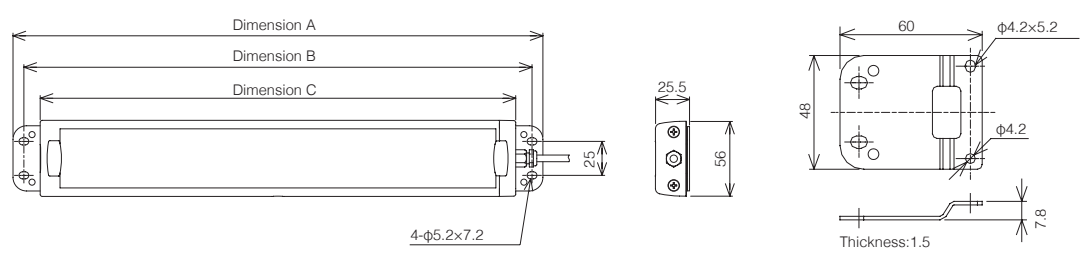
Model Number Configuration

CWK2S-24-CD



- ① Length
2 = 200mm
3 = 300mm
6 = 600mm
- ② Connector Type
S = Side-exiting Cable
- ③ Rated Voltage
24 = 24V DC
- ④ Luminous Color
CD = Daylight

Dimensions (mm)



Model Number	Dimension A	Dimension B	Dimension C
	Overall Length	Mounting Pitch	Body Length
CWK-2S-24-CD	290mm	274mm	250mm
CWK-3S-24-CD	390mm	374mm	350mm
CWK-6S-24-CD	690mm	674mm	650mm

Optional Parts

For details refer to P. 93 to P. 98

Product Description	Model Number
Swivel Bracket	SZ-320KS (1 pair)

Specification

Description	200mm	300mm	600mm
Illuminance (@1m, center, typical)	600lx	850lx	1500lx

Product List

Model Number	Rated Voltage	Luminous Color	Power Consumption	Mass
CWK2S-24-CD	24V DC	Daylight	8.64W	0.6kg
CWK3S-24-CD	24V DC	Daylight	11.52W	0.75kg
CWK6S-24-CD	24V DC	Daylight	23.04W	1.23kg

LED Work Light

CLN-A

- CE
- RoHS 10
- UL
- IP66G
- IP67G
- IP69K
- Indoor Use
- Mounting in All Directions
- Ambient Temperature -40°C~+60°C
- Daylight

Tilt Type

Pan/Tilt Type



Model Number Configuration

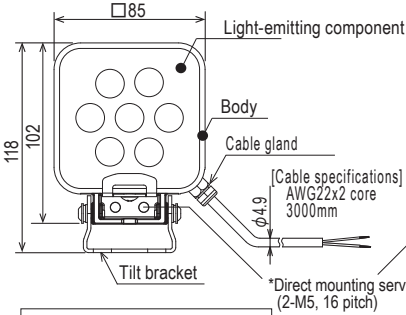
CLN-24A-CD-T

①

① Mounting
T = Tilt Type
PT = Pan/Tilt Type

Dimensions (mm)

■ Tilt only (T type)



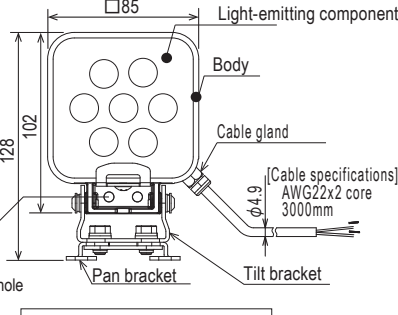
Mounting pitch (2-M6, 26 pitch)

■ Tilt only (T type)




Can tilt 180° and can be folded to 33mm for easier installation.

■ Pan/Tilt (PT type)



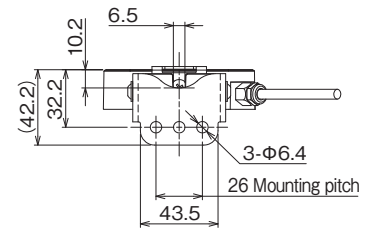
Mounting pitch (2-M6, 45 pitch)

■ Pan & Tilt (PT type)

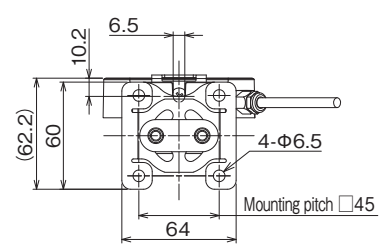


Can tilt 180° or rotated 120° to fit any application. Can be folded to 43mm for easier installation.

Mounting dimensions (T type)



Mounting dimensions (PT type)



Product List

Model Number	Rated Voltage	Luminous Color	Power Consumption	Mass
CLN-24A-CD-T	24V DC	Daylight	4.2W	0.39kg
CLN-24A-CD-PT	24V DC	Daylight	4.2W	0.46kg

Specification

Description	Distance	
Illuminance (Center, typical)	At 1.0m	820lx
	At 2.0m	200lx

LED Work Light

CLE

- CE
- RoHS 10
- IP65F
- Indoor/Outdoor Use
- Mounting in All Directions
- Ambient Temperature -25°C~+60°C



CLE-24 (Wide Angle Type)



CLE-24N (Narrow Angle Type)

Model Number Configuration

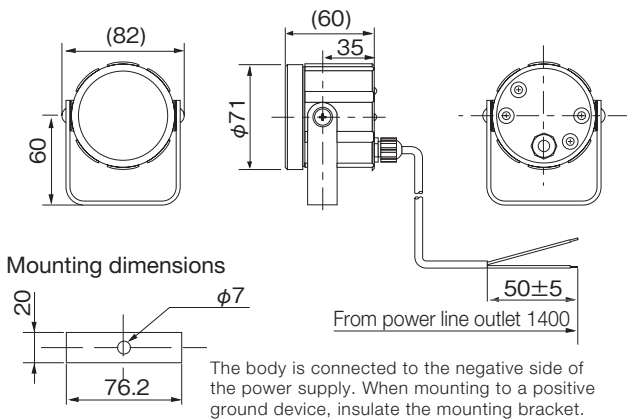
CLE-24N

① ②

① Rated Voltage
24 = 24V DC

② Irradiation Type
Blank = Wide Angle Type
N = Narrow Angle Type

Dimensions (mm)



Specification

Luminous Intensity	Blank: 25cd or more N: 160cd or more
---------------------------	-----------------------------------------

Product List

Model Number	Lens	Rated Voltage	Power Consumption	Mass
CLE-24	Translucent	24V DC	1.3W	0.3kg
CLE-24N	Clear (narrow angle type)	24V DC	1.3W	0.3kg

Wall Mounting

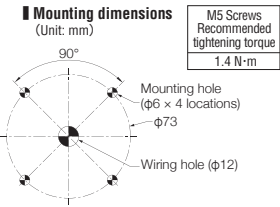


Material: SPCE

RoHS 10

Circular Bracket SZW-001W

Compatible products
LR series



Material: PC



Material: PC

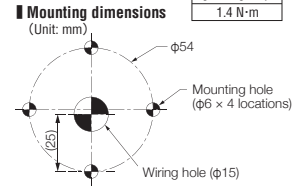


Material: PC

Wall Mount Bracket

SZK-002W/U/K

Compatible products
LR4 / LR5



SZK-003W/U/K

Compatible products
LR6 / LR7 / WDB / LA6

SZK-004W

Compatible products
LR6 / LR7 / LA6



* Compatible M16×P1.5 cable gland sold separately.

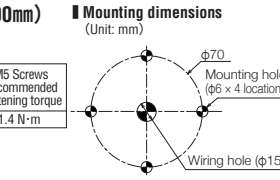


Material: PC

RoHS 10

Wall Mount Waterproof Bracket (For φ80mm/φ100mm)

Compatible products
SKS* / SKH*
SF08 / SF10
SL08 / SL10



* 3-screw types require rubber gasket.

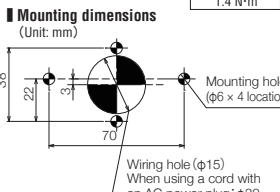


Material: SUS304

RoHS 10

Wall Mount Bracket (For φ80mm/φ100mm)

Compatible products
SKS / SKH
SF08 / SF10
SL08 / SL10

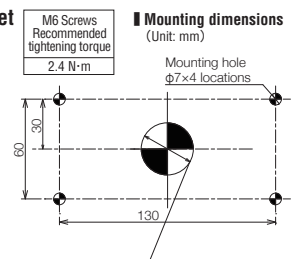


Material: SUS304

RoHS 10

Wall Mount Bracket (For φ150mm)

Compatible products
SKP / SL15



Material: PC

RoHS 10

Cover for Wall Mount Bracket

Compatible products
SZK-102

Safety Note: Use the wall mounting bracket cover when installing M12 type units to prevent wiring from being exposed.



Material: PC

RoHS 10

Cover for Wall Mount Bracket

Compatible products
SZK-103

Safety Note: Use the wall mounting bracket cover when installing M12 type units to prevent wiring from being exposed.



Material: SECC

RoHS 10

Wall Mount Bracket

Compatible products
SKS-M1 / SKH-M1
SF08-M1J / SF10-M1J
SL08-M1J / SL10-M1J

(Models with a mounting pitch of φ50 or φ70.)



Material: SECC

RoHS 10

Wall Mount Bracket

Compatible products
SKS-M1 / SKH-M1 / SKP-M1
SF08-M1J / SF10-M1J
SL08-M1J / SL10-M1J / SL15-M1J

(Models with a mounting pitch of φ50, φ70, φ120, φ140, and □74.)



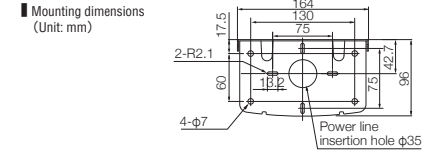
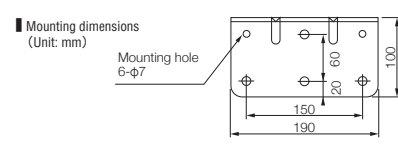
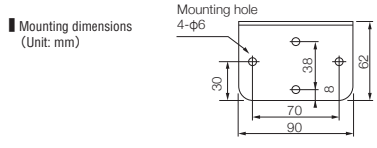
Material: Bracket SECC
Bracket cover AES

RoHS 10

Wall Mount Bracket

Compatible products
SKS / SKH / SKP
SF08-J / SF10-J
SL08-J / SL10-J / SL15-J

(Models with a mounting pitch of φ50, φ70, φ120, φ140, and □74.)

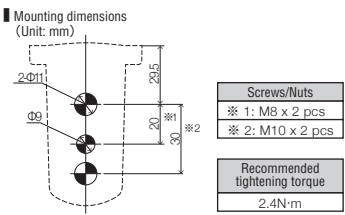


Material: PC

RoHS 10

Wall Mount Bracket

Compatible products
NE-A / NE-IL

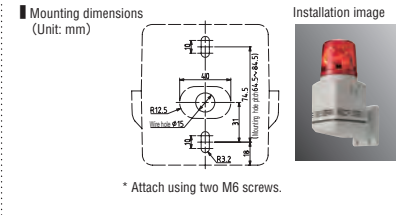


Material: ABS

RoHS 10

Wall Mount Bracket

Compatible products
RFV / RFT



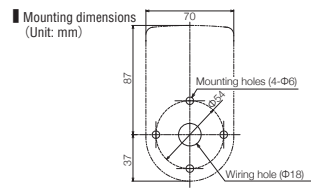
Material: ABS

RoHS 10

Wall Mount Bracket

SZ-110 (Off-white)
SZ-110D (Dark gray)
SZ-110S (Silver)

Compatible products
LS7



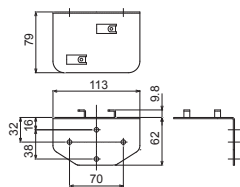
Wall Mounting



Wall Mount Bracket
(Exposed wiring type)
NH-WST

Compatible products
NH-FB

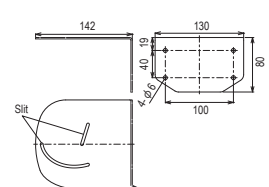
■ Mounting dimensions (Units:mm)



Wall Mount Bracket
(Exposed wiring type)
NH-WST2

Compatible products
NH-FV, LA6-POE

■ Mounting dimensions (Units:mm)



For T-type Aluminum Pole



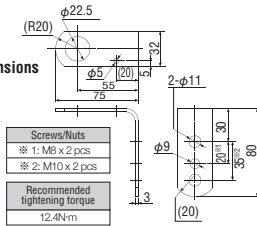
L-bracket
SZL-001

Compatible products
LR Series

Corresponding pole
POLE22-AT

Material: SPHC-P
RoHS 10

■ Mounting dimensions
(Units:mm)



Screws/Nuts
※ 1: M8 x 2 pcs
※ 2: M10 x 2 pcs
Recommended
tightening torque
12.4N·m

For N-type Aluminum Pole



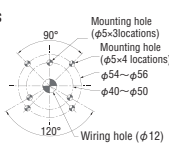
Circular Multi-mount Bracket
SZP-001W/U/K

Compatible products
LR series

Corresponding pole
POLE22-AN

Material: PC
RoHS 10

■ Mounting dimensions
(Units:mm)



M4 Screws
Recommended
tightening torque
0.6 N·m



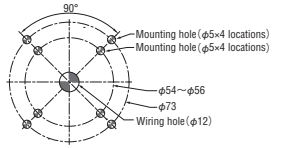
Circular Bracket
SZP-002U

Compatible products
LR series

Corresponding pole
POLE22-AN

Material: ADC12
RoHS 10

■ Mounting dimensions
(Units:mm)



M4 Screws
Recommended
tightening torque
0.6 N·m

For N/T-type



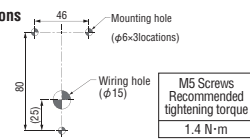
Wall Mount Bracket
SZK-001U

Compatible products
LR series

Corresponding pole
POLE22-AN
POLE22-AT

Material: ADC12
RoHS 10

■ Mounting dimensions
(Units:mm)



M5 Screws
Recommended
tightening torque
1.4 N·m



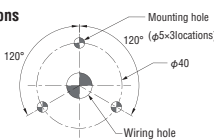
Circular Bracket
SZP-003W/U/K

Compatible products
LR series

Corresponding pole
POLE22-AN

Material: PC
RoHS 10

■ Mounting dimensions
(Units:mm)



M4 Screws
Recommended
tightening torque
0.6 N·m



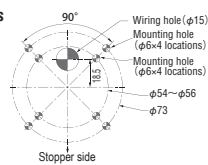
Folding Bracket
SZQ-001W

Compatible products
LR series

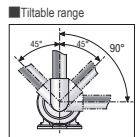
Corresponding pole
POLE22-AN

Material: PC
RoHS 10

■ Mounting dimensions
(Units:mm)



M5 Screws
Recommended
tightening torque
1.4 N·m



Watch the video

Pole Mounting



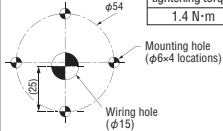
Upper Bracket
SZP-101

Compatible products
SKH / SF10 / SL10

Corresponding pole
POLE22-AN
POLE22-AT

Material: PC
RoHS 10

■ Mounting dimensions
(Units:mm)



M5 Screws
Recommended
tightening torque
1.4 N·m



NPT Bracket
SZP-102

Compatible products
SKS / SF08 / SL08

Material: AL
RoHS 10



NPT Bracket
SZP-103

Compatible products
SKH / SF10 / SL10

Material: AL
RoHS 10



NPT Bracket
SZP-104

Compatible products
SKP / SL15

Material: AL
RoHS 10



NPT Bracket
SZP-090U

Compatible products
LR4-WJ / LR5-WJ / LR5-WT / LR5-KT

Material: AL
RoHS 10



NPT Bracket
SZP-091U

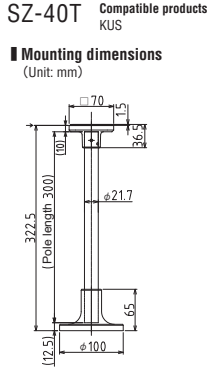
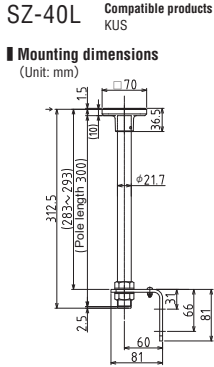
Compatible products
LR6-WJ / LR7-WJ / LR7-WT / LR7-KT

Material: AL
RoHS 10

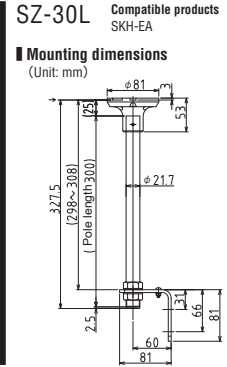
* Use mounting rubber gasket when installing 3-screw mounting type units. Bracket does not support AC cord with plug.

Poles and Pole Assemblies

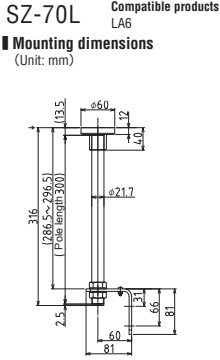
70 mm



81 mm



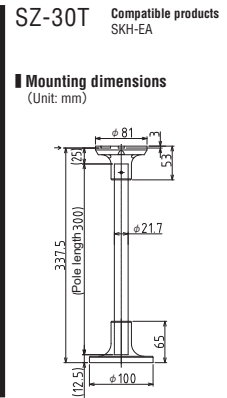
60 mm



Steel Pole



- 22POLE-300** Compatible products LA6
 - 22POLE-500** Compatible products LA6
 - 22POLE-1000** Compatible products LA6
- Materials: carbon steel pipes for ordinary piping
- RoHS 10



Aluminum Pole

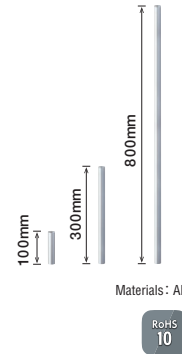
(Bind tapping screw for affixing pole (2 screws) included)

*When cutting the poles, do not cut with pole cutters. Use a fret saw, power saw, or jigsaw.

*If changing from direct mounting specifications to pole mounting specifications, please purchase pole brackets together with the aluminum pole.

- | | | | |
|----------------|-------------------------------|---------------------|----------------------------|
| N type | 100mm Type: POLE22-0100AN(K) | T type | 100mm Type: POLE22-0100AT |
| | 300mm Type: POLE22-0300AN(K) | | 300mm Type: POLE22-0300AT |
| | 500mm* Type: POLE22-0500AN | Nut included | 500mm Type: POLE22-0500AT |
| NK type | 800mm* Type: POLE22-0800AN(K) | | 800mm Type: POLE22-0800AT |
| | 1000mm* Type: POLE22-1000AN | | 1000mm Type: POLE22-1000AT |

*Compatible brackets: SZK-001U, SZP-002U, SZ-010. *We accommodate pole lengths other than the above as custom orders. Compatible pole lengths: 150mm, 200mm, 250mm, 350mm, 400mm, 450mm, 600mm, 700mm, 900mm



POLE-800A21+00109

Compatible products SZP-004W

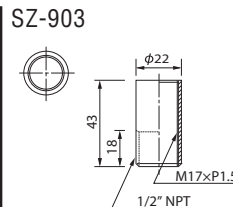
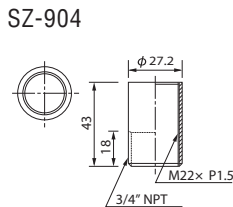
POLE-300A21+00109

Compatible products SZP-004W

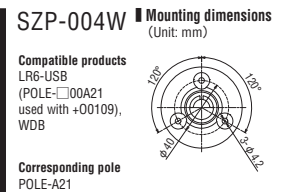
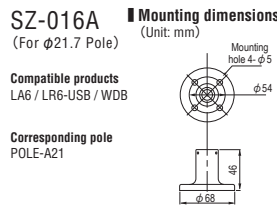
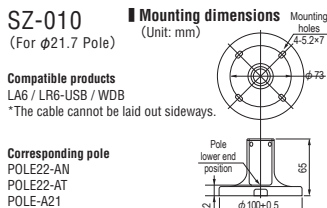
POLE-100A21+00109

Compatible products SZP-004W

NPT Adaptor



Pole Bracket



Platform Bracket

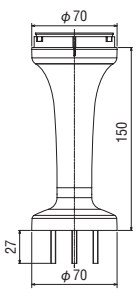


SZ-100 (Off-white)
 SZ-100D (Dark Gray)
 SZ-100S (Silver paint)

Compatible products
 LS7

Material: Heat-resistant ABS
 RoHS 10

Mounting dimensions
 (Unit: mm)



Pole Bracket



NE-001D

Compatible products
 NE-A / NE-IL

Corresponding pole
 POLE22-AN (excluding NE-IL)
 POLE22-AT (excluding NE-IL)
 POLE-A21

Material: PC
 RoHS 10

Multi-mount Bracket



SZ-130

Compatible products
 LS7

RoHS 10

Material: PC

Partition Mounting Bracket



NH-PST

Compatible products
 NH-FB

RoHS 10

Material: SECC

Desktop Platform



SZW-060W

Compatible products
 LA6-SDTNWB-POE,
 LA6-5AWJWB-RYGB

RoHS 10

Rack Mounting Bracket



NBM-ANG

Compatible products
 NBM

RoHS 10

Material: SECC

Ceiling Mounting Bracket



SZW-101

Compatible products
 SKH/SF10/SL10

RoHS 10

Material: SPCE



RF-002

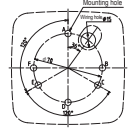
Compatible products
 RFV/RFT

*It cannot be used in a place exposed to water.

RoHS 10

Material: ABS

Mounting dimensions
 (Unit: mm)



*If screwing in 2 locations, use A-D and B-F; if mounting in 3 locations, use A-C-E. Please mount with M6 screws.

Rubber Gasket



SZW-102

Compatible products
 SKS / SF08 / SL08
 3-point bolt foot mounting type

RoHS 10

Material: Silicon



SZW-103

Compatible products
 SKH/SF10/SL10
 3-point bolt foot mounting type

RoHS 10

Material: Silicon

WD System Setup Kit



WDX-6LRB

Compatible products
 WDT-6LR-Z2

RoHS 10



WDX-5LRB

Compatible products
 WDT-5LR-Z2

RoHS 10

Serial Cable



WDX-SC01

Approximately 3 m long.

Compatible products
 WDB

RoHS 10

WD System Setup Software



WDS-WIN01

Compatible products
 WDR-Z2-PRO / WDR-Z2

* Free version is limited to changing the transmitter and receiver settings. Data collection only available with paid license.

Tint Film



NHL-TF

Compatible products
 NHL-FV2 / NHL-FB2

NHP-TF

Compatible products
 NHP-FV2 / NHP-FB2 / PHE-3FB3

RoHS 10

Universal AC Adapter



ADP-001

Compatible products
 NH / NBM-D88N / PHE-3FB3
 PHC-D08 / WDR-LE-Z2
 WDX-5LRB / WDX-6LRB
 WDR-LE-Z2-PRO(-L)

Compatible countries
 Japan, Europe, U.S., China, Korea, Taiwan, Thailand, Indonesia, Canada, Philippines, Vietnam

RoHS 10

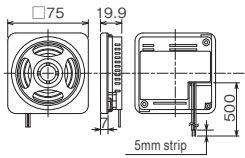
Speaker



SPB-2E-W(Off-white)
2W 8Ω

RoHS 10

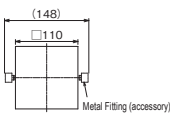
Mounting dimensions
(Unit: mm)



SPB-5E(Light Gray)
5W 8Ω

RoHS 10

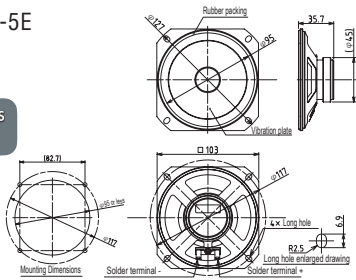
Mounting dimensions
(Unit: mm)



SPL-5E
5W 8Ω

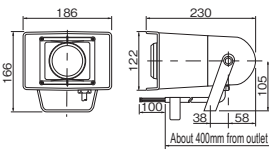
RoHS 10

Mounting dimensions
(Unit: mm)



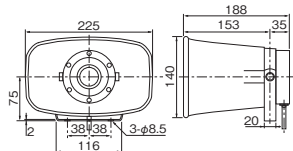
SPW-5E(Light Gray)
5W 8Ω

Mounting dimensions
(Unit: mm)



SPH-10EA
10W 8Ω

Mounting dimensions
(Unit: mm)



Cable Gland



REL-001

Compatible products
REL / EDLR

RoHS 10

Materials:
Copper alloy, nickel plating

SD Card




SDV-2GP

Compatible products
Various voice annunciator alarms

RoHS 10

Mounting Bracket

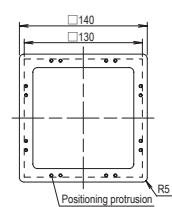


BK-001

Compatible products
BK / BKV / SPB-5E
BK-001
Can be used to install older products with □130mm mounting holes.

RoHS 10

Mounting dimensions
(Unit: mm)

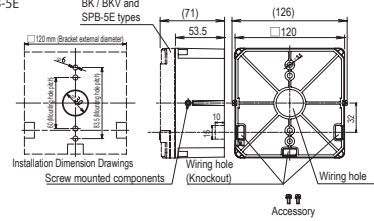


BK-002-J (Light gray)
BK-002-K (Dark gray)

Compatible products
BK / BKV / SPB-5E

RoHS 10

Mounting dimensions
(Unit: mm)





RoHS 10

Connector with cable
(OMRON model)

SZ-120-02 (2m)
(XS2F-D821-DH0-R)

SZ-120-05 (5m)
(XS2F-D821-GH0-R)

SZ-120-10 (10m)
(XS2F-D821-JH0-R)

Compatible products
LS7, LR6-WC

Mounting Bracket for LED Work Light



SZ-310AR

Rear attachment screw mount (2 included)

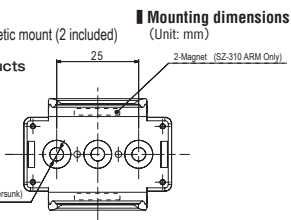
SZ-310ARM

Rear attachment magnetic mount (2 included)

Compatible products
CLA-A

RoHS 10

Material: PC



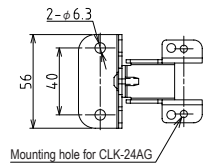
Materials:
Cold rolled stainless steel plate
(SUS304)

SZ-320KS

Compatible products
CLK / CLK-A / CWK

RoHS 10

Mounting dimensions
(Unit: mm)



SZ-310AS

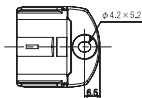
Rear attachment screw mount. (2 included)

Compatible products
CLA-A

RoHS 10

Material: PC

Mounting dimensions
(Unit: mm)



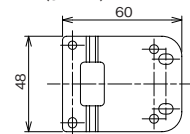
Material:
Cold rolled stainless steel
plate (SUS304)

CLK-001

Compatible products
CLK / CLK-A

RoHS 10

Mounting dimensions
(Unit: mm)



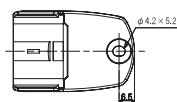
SZ-310ASB Rear attachment screw mount.
Compatible with CLB-24N. (2 included)

Compatible products
CLA-A

RoHS 10

Material: PC

Mounting dimensions
(Unit: mm)



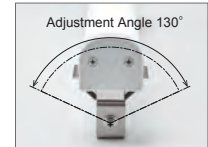
Material: SUS304

CWF-001

Swivel Bracket

Compatible products
CWF

RoHS 10



※Accessory Bracket Screw 2pcs included.
Mounting screws not included.



SZ-310EU

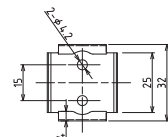
Rear mounting stainless steel bracket, silver

Compatible products
CLA-A

RoHS 10

Material: Stainless Steel

Mounting dimensions
(Unit: mm)



Material: Neodymium Magnet

CWF-002

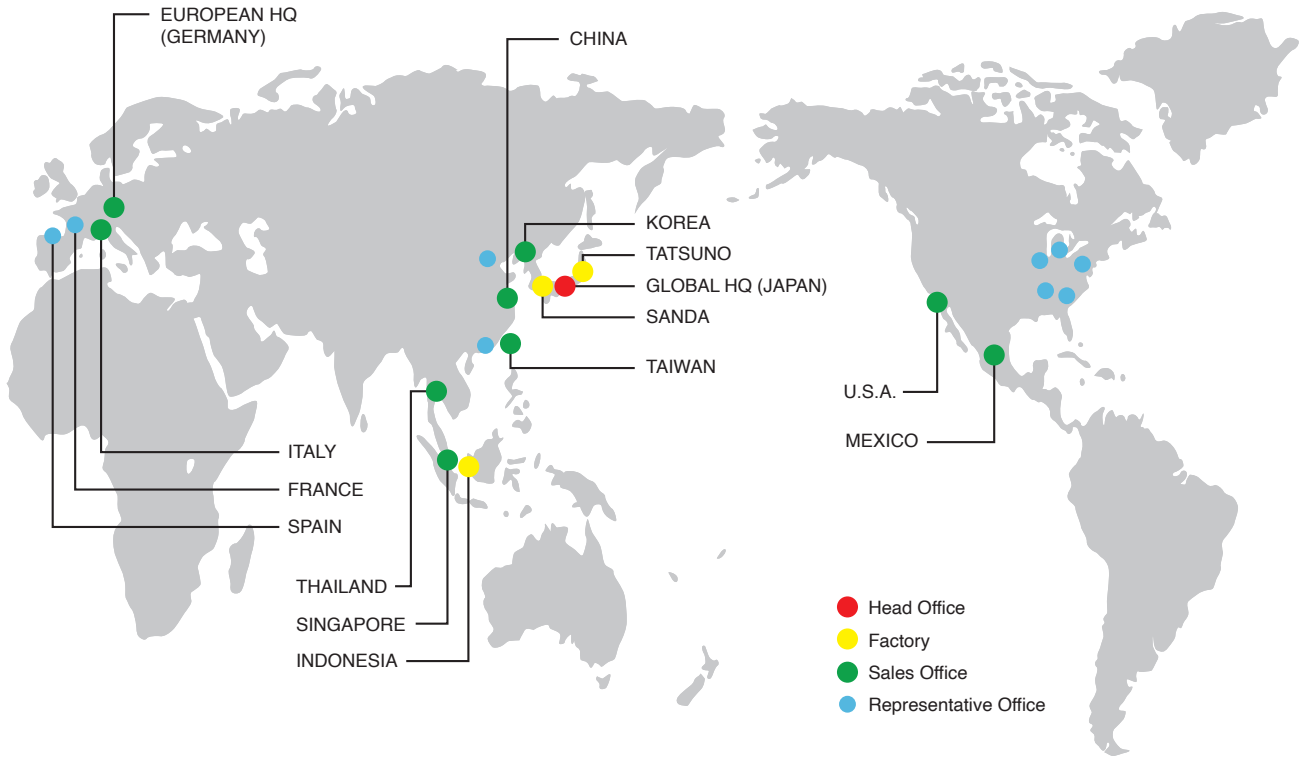
Magnetic Mounting Bracket

Compatible products
CWF

RoHS 10

※Accessory Bracket Screw 2pcs included

PATLITE Global Network



PATLITE Corporation

4-1-3, Kyutaramachi, Chuo-ku, Osaka 541-0056 Japan
 International Sales Division
 TEL.+81-6-7711-8953 FAX.+81-6-7711-8961 E-mail: overseas@patlite.co.jp

PATLITE (U.S.A.) Corporation

20130 S. Western Ave. Torrance, CA 90501, U.S.A.
 TEL.+1-310-328-3222 FAX.+1-310-328-2676 E-mail: sales@patlite.com

PATLITE (SINGAPORE) PTE LTD

No.2 Leng Kee Road, #05-01 Thye Hong Centre, Singapore 159086
 TEL.+65-6226-1111 FAX.+65-6324-1411 E-mail: sales@patlite.com.sg

PATLITE (CHINA) Corporation

Room 1102-1103, No.55, Lane 777, Guangzhong Road (West), Zhabei District, Shanghai, China 200072
 TEL.+86-21-6630-8969 FAX.+86-21-6630-8938 E-mail: sales@patlite.cn

PATLITE Europe GmbH

Am Soeldnermoos 8, D-85399 Hallbergmoos, Germany
 TEL.+49-811-9981-9770-0 FAX.+49-811-9981-9770-90 E-mail: info@patlite.eu
 WEEE Reg. Nr. 67267160

PATLITE KOREA CO., LTD.

A-2603, Daesung D-POLIS, 606, Seobusaet-gil, Geumcheon-gu, Seoul, 08504, Korea
 TEL.+82-2-523-6636 FAX.+82-2-861-9919 E-mail: sales@patlite.co.kr

PATLITE TAIWAN CO., LTD.

2F-1, No.215, Sec. 2, Chengde Rd., Datong Dist., Taipei City 103645, Taiwan (R.O.C.)
 TEL.+886-2-2552-9611 FAX.+886-2-2552-9811 E-mail: info@patlite.tw

PATLITE (THAILAND) CO., LTD.

Olympia Thai Tower, 15th Floor 444 Ratchadapisek Road Samsennok, Huay Kwang Bangkok 10310, Thailand
 TEL.+66-2-541-5431 FAX.+66-2-541-5429 E-mail: sales_150716@patlite.co.th

PATLITE MEXICO S.A. de C.V.

Plaza de La Paz No. 102, int. 712 Guanajuato Puerto Interior, Silao, Gto, C.P.36275, Mexico
 TEL.+52-472-748-9124 E-mail: ventas@patlite.com.mx

www.patlite.com

- PATLITE, the PATLITE logo are either registered trademarks or trademarks of PATLITE Corporation in JAPAN and/or other countries.
- MPEG Layer-3 audio coding technology licensed from Fraunhofer IIS and Thomson Licensing.
- The names of other companies and products are trademarks or registered trademarks of their respective companies.

CAUTION

To ensure correct use of these products, read the "Instruction Manual" prior to use. Failure to follow all safeguards can result in fire, electric shock, or other accidents. Specifications are subject to change without notice.

O-AJ03 EN 2009